

MINISTERIO DE HACIENDA
DIRECCION GENERAL DE PRESUPUESTO
EJECUCIÓN TRIMESTRAL DE LOS GASTOS Y APLICACIONES FINANCIERAS POR DESTINO DE FONDOS Y ESTRUCTURA PROGRAMATICA
CORRESPONDIENTE AL CUARTO TRIMESTRE DEL AÑO 2024

Código del Capítulo: **7222**

Denominación: **Junta de Distrito Municipal de Hato del Yaque**

| Destino de Fondos | Estructura Programática | | | | | SNIP | Clasificador del Gasto | | | | | Función | Fuente Financiamiento | Fuente Especifica | Organismo Financador | Presupuesto | | | Devengado | | | | Balance Disponible | % Balance Disponible |
|-------------------|---------------------------|----------|----------|----------------|------|----------|------------------------|--------|-----------|----------|---|---------|-----------------------|-------------------|----------------------|----------------------|-------------------|----------------------|----------------------|---------------------|----------------------|------------------------|--------------------|----------------------|
| | Partidas no Asig. a Prog. | Programa | Proyecto | Actividad/Obra | Tipo | | Objeto | Cuenta | Subcuenta | Auxiliar | Denominación del Gasto | | | | | Original | Modificaciones | Vigente | Acumulado Anterior | Trimestre | A la Fecha | % Devengado a la Fecha | | |
| | | | | | | | | | | | | | | | | | | | | | | | | |
| 1 | 2 | 3 | 4 | 5 | 6 | 7 | 8 | 9 | 10 | 11 | 12 | 13 | 14 | 15 | 16 | 17 | 18 | 19 = 17 +/- 18 | 20 | 21 | 22 = 20 + 21 | 23 = 22 ÷ 19 | 24 = 19 - 22 | 25 = 24 ÷ 19 |
| 1.1 | | | | | | | | | | | Gastos de Personal | | | | | 18,963,224.00 | 0.00 | 18,963,224.00 | 12,245,008.17 | 5,805,746.83 | 18,050,755.00 | 95.19 | 912,469.00 | 4.81 |
| 1.1 | | | | | | 2 | | | | | CLASIFICADOR DEL GASTO | | | | | 18,963,224.00 | 0.00 | 18,963,224.00 | 12,245,008.17 | 5,805,746.83 | 18,050,755.00 | 95.19 | 912,469.00 | 4.81 |
| 1.1 | | 01 | | | | | | | | | Normas, Políticas y Administración Municipal | | | | | 18,259,356.00 | 0.00 | 18,259,356.00 | 11,884,681.07 | 5,661,876.55 | 17,546,557.62 | 96.10 | 712,798.38 | 3.90 |
| 1.1 | | 01 | 00 | 0001 | | | | | | | Normas y Seguimientos | | | | | 3,551,960.00 | 268,818.66 | 3,820,778.66 | 2,607,783.55 | 1,200,759.73 | 3,808,543.28 | 99.68 | 12,235.38 | 0.32 |
| 1.1 | | 01 | 00 | 0001 | | 2 | 1 | | | | REMUNERACIONES Y CONTRIBUCIONES | | | | | 3,551,960.00 | 268,818.66 | 3,820,778.66 | 2,607,783.55 | 1,200,759.73 | 3,808,543.28 | 99.68 | 12,235.38 | 0.32 |
| 1.1 | | 01 | 00 | 0001 | | 2 | 1 | 1 | | | REMUNERACIONES | | | | | 2,899,000.00 | 100,000.00 | 2,999,000.00 | 2,004,964.73 | 992,609.35 | 2,997,574.08 | 99.95 | 1,425.92 | 0.05 |
| 1.1 | | 01 | 00 | 0001 | | 2 | 1 | 1 | 1 | 01 | Sueldos fijos | 1101 | 20 | 1955 | 100 | 2,676,000.00 | 3,000.00 | 2,679,000.00 | 2,004,964.73 | 673,993.67 | 2,678,958.40 | 100.00 | 41.60 | 0.00 |
| 1.1 | | 01 | 00 | 0001 | | 2 | 1 | 1 | 2 | 08 | Personal de carácter temporal | 1101 | 20 | 1955 | 100 | 0.00 | 100,000.00 | 100,000.00 | 0.00 | 99,950.00 | 99,950.00 | 99.95 | 50.00 | 0.05 |
| 1.1 | | 01 | 00 | 0001 | | 2 | 1 | 1 | 4 | 01 | Sueldo Anual No. 13 | 1101 | 20 | 1955 | 100 | 223,000.00 | -3,000.00 | 220,000.00 | 0.00 | 218,665.68 | 218,665.68 | 99.39 | 1,334.32 | 0.61 |
| 1.1 | | 01 | 00 | 0001 | | 2 | 1 | 2 | | | SOBRESUELDOS | | | | | 240,000.00 | 0.00 | 240,000.00 | 180,000.00 | 60,000.00 | 240,000.00 | 100.00 | 0.00 | 0.00 |
| 1.1 | | 01 | 00 | 0001 | | 2 | 1 | 2 | 2 | | Compensación | | | | | 240,000.00 | 0.00 | 240,000.00 | 180,000.00 | 60,000.00 | 240,000.00 | 100.00 | 0.00 | 0.00 |
| 1.1 | | 01 | 00 | 0001 | | 2 | 1 | 2 | 2 | 08 | Compensaciones especiales | 1101 | 20 | 1955 | 100 | 80,000.00 | 0.00 | 80,000.00 | 80,000.00 | 0.00 | 80,000.00 | 100.00 | 0.00 | 0.00 |
| 1.1 | | 01 | 00 | 0001 | | 2 | 1 | 2 | 2 | 08 | Compensaciones especiales | 1101 | 30 | 9995 | 102 | 160,000.00 | 0.00 | 160,000.00 | 100,000.00 | 60,000.00 | 160,000.00 | 100.00 | 0.00 | 0.00 |
| 1.1 | | 01 | 00 | 0001 | | 2 | 1 | 3 | | | DIETAS Y GASTOS DE REPRESENTACION | | | | | 178,000.00 | 0.00 | 178,000.00 | 122,000.00 | 46,000.00 | 168,000.00 | 94.38 | 10,000.00 | 5.62 |
| 1.1 | | 01 | 00 | 0001 | | 2 | 1 | 3 | 1 | 01 | Dietas en el país | 1101 | 30 | 9998 | 102 | 10,000.00 | 0.00 | 10,000.00 | 6,000.00 | 4,000.00 | 10,000.00 | 100.00 | 0.00 | 0.00 |
| 1.1 | | 01 | 00 | 0001 | | 2 | 1 | 3 | 2 | 01 | Gastos de representación en el país | 1101 | 30 | 9995 | 102 | 168,000.00 | 0.00 | 168,000.00 | 116,000.00 | 42,000.00 | 158,000.00 | 94.05 | 10,000.00 | 5.95 |
| 1.1 | | 01 | 00 | 0001 | | 2 | 1 | 5 | | | CONTRIBUCIONES A LA SEGURIDAD SOCIAL | | | | | 234,960.00 | 168,818.66 | 403,778.66 | 300,818.82 | 102,150.38 | 402,969.20 | 99.80 | 809.46 | 0.20 |
| 1.1 | | 01 | 00 | 0001 | | 2 | 1 | 5 | 1 | 01 | Contribuciones al seguro de salud | 1101 | 20 | 1955 | 100 | 108,000.00 | 78,032.34 | 186,032.34 | 138,609.50 | 47,155.86 | 185,765.36 | 99.86 | 266.98 | 0.14 |
| 1.1 | | 01 | 00 | 0001 | | 2 | 1 | 5 | 2 | 01 | Contribuciones al seguro de pensiones | 1101 | 20 | 1955 | 100 | 107,760.00 | 78,554.00 | 186,314.00 | 138,805.00 | 47,232.76 | 186,037.76 | 99.85 | 276.24 | 0.15 |
| 1.1 | | 01 | 00 | 0001 | | 2 | 1 | 5 | 3 | 01 | Contribuciones al seguro de riesgo laboral | 1101 | 20 | 1955 | 100 | 19,200.00 | 12,232.32 | 31,432.32 | 23,404.32 | 7,761.76 | 31,166.08 | 99.15 | 266.24 | 0.85 |

MINISTERIO DE HACIENDA
DIRECCION GENERAL DE PRESUPUESTO
EJECUCIÓN TRIMESTRAL DE LOS GASTOS Y APLICACIONES FINANCIERAS POR DESTINO DE FONDOS Y ESTRUCTURA PROGRAMATICA
CORRESPONDIENTE AL CUARTO TRIMESTRE DEL AÑO 2024

Código del Capítulo: **7222**

Denominación: **Junta de Distrito Municipal de Hato del Yaque**

| Destino de Fondos | Estructura Programática | | | | | SNIP | Clasificador del Gasto | | | | | Función | Fuente Financiamiento | Fuente Especifica | Organismo Financiador | Presupuesto | | | Devengado | | | | Balance Disponible | % Balance Disponible |
|-------------------|---------------------------|----------|----------|-----------------|------|------|------------------------|--------|-----------|---|---------------------------------------|---------|-----------------------|-------------------|-----------------------|-------------------|-------------------|-------------------|--------------------|--------------|------------------|------------------------|--------------------|----------------------|
| | Partidas no Asig. a Prog. | Programa | Proyecto | Actividad/ Obra | Tipo | | Objeto | Cuenta | Subcuenta | Auxiliar | Denominación del Gasto | | | | | Original | Modificaciones | Vigente | Acumulado Anterior | Trimestre | A la Fecha | % Devengado a la Fecha | | |
| | | | | | | | | | | | | | | | | | | | | | | | | |
| 1.1 | | 01 | 00 | 0003 | | | | | | Administración Municipal | | | | 11,348,395.00 | -279,994.67 | 11,068,400.33 | 7,176,957.86 | 3,468,826.65 | 10,645,784.51 | 96.18 | 422,615.82 | 3.82 | | |
| 1.1 | | 01 | 00 | 0003 | | 2 | 1 | | | REMUNERACIONES Y CONTRIBUCIONES | | | | 11,323,760.00 | -289,994.67 | 11,033,765.33 | 7,158,036.93 | 3,459,691.31 | 10,617,728.24 | 96.23 | 416,037.09 | 3.77 | | |
| 1.1 | | 01 | 00 | 0003 | | 2 | 1 | 1 | | REMUNERACIONES | | | | 10,317,380.00 | -573,568.33 | 9,743,811.67 | 6,196,649.05 | 3,163,259.04 | 9,359,908.09 | 96.06 | 383,903.58 | 3.94 | | |
| 1.1 | | 01 | 00 | 0003 | | 2 | 1 | 1 | 01 | Sueldos fijos | 1101 | 20 | 1955 | 100 | 7,729,200.00 | -798,151.00 | 6,931,049.00 | 5,152,347.13 | 1,688,831.92 | 6,841,179.05 | 98.70 | 89,869.95 | 1.30 | |
| 1.1 | | 01 | 00 | 0003 | | 2 | 1 | 1 | 2 | Remuneraciones al personal con carácter transitorio | | | | 1,127,200.00 | 410,000.00 | 1,537,200.00 | 828,125.00 | 648,185.00 | 1,476,310.00 | 96.04 | 60,890.00 | 3.96 | | |
| 1.1 | | 01 | 00 | 0003 | | 2 | 1 | 1 | 2 | 06 | Jornales | 1101 | 20 | 1955 | 100 | 636,000.00 | 200,000.00 | 836,000.00 | 529,850.00 | 246,500.00 | 776,350.00 | 92.86 | 59,650.00 | 7.14 |
| 1.1 | | 01 | 00 | 0003 | | 2 | 1 | 1 | 2 | 08 | Personal de carácter temporal | 1101 | 20 | 1955 | 100 | 0.00 | 120,000.00 | 120,000.00 | 0.00 | 118,800.00 | 118,800.00 | 99.00 | 1,200.00 | 1.00 |
| 1.1 | | 01 | 00 | 0003 | | 2 | 1 | 1 | 2 | 08 | Personal de carácter temporal | 1101 | 30 | 9995 | 102 | 60,000.00 | 0.00 | 60,000.00 | 60,000.00 | 0.00 | 60,000.00 | 100.00 | 0.00 | 0.00 |
| 1.1 | | 01 | 00 | 0003 | | 2 | 1 | 1 | 2 | 08 | Personal de carácter temporal | 1101 | 30 | 9998 | 102 | 431,200.00 | 90,000.00 | 521,200.00 | 238,275.00 | 282,885.00 | 521,160.00 | 99.99 | 40.00 | 0.01 |
| 1.1 | | 01 | 00 | 0003 | | 2 | 1 | 1 | 4 | 01 | Sueldo Anual No. 13 | 1101 | 20 | 1955 | 100 | 697,100.00 | -53,408.33 | 643,691.67 | 0.00 | 572,995.00 | 572,995.00 | 89.02 | 70,696.67 | 10.98 |
| 1.1 | | 01 | 00 | 0003 | | 2 | 1 | 1 | 5 | | Prestaciones económicas | | | | 763,880.00 | -132,009.00 | 631,871.00 | 216,176.92 | 253,247.12 | 469,424.04 | 74.29 | 162,446.96 | 25.71 | |
| 1.1 | | 01 | 00 | 0003 | | 2 | 1 | 1 | 5 | 01 | Prestaciones económicas | 1101 | 20 | 1955 | 100 | 133,880.00 | -132,009.00 | 1,871.00 | 0.00 | 0.00 | 0.00 | 0.00 | 1,871.00 | 100.00 |
| 1.1 | | 01 | 00 | 0003 | | 2 | 1 | 1 | 5 | 03 | Prestación laboral por desvinculación | 1101 | 30 | 9995 | 102 | 50,000.00 | 0.00 | 50,000.00 | 50,000.00 | 0.00 | 50,000.00 | 100.00 | 0.00 | 0.00 |
| 1.1 | | 01 | 00 | 0003 | | 2 | 1 | 1 | 5 | 03 | Prestación laboral por desvinculación | 1101 | 30 | 9998 | 102 | 580,000.00 | 0.00 | 580,000.00 | 166,176.92 | 253,247.12 | 419,424.04 | 72.31 | 160,575.96 | 27.69 |
| 1.1 | | 01 | 00 | 0003 | | 2 | 1 | 3 | | DIETAS Y GASTOS DE REPRESENTACION | | | | 561,600.00 | 0.00 | 561,600.00 | 414,849.53 | 116,600.00 | 531,449.53 | 94.63 | 30,150.47 | 5.37 | | |
| 1.1 | | 01 | 00 | 0003 | | 2 | 1 | 3 | 1 | Dietas | | | | 177,600.00 | 0.00 | 177,600.00 | 125,000.00 | 52,600.00 | 177,600.00 | 100.00 | 0.00 | 0.00 | | |
| 1.1 | | 01 | 00 | 0003 | | 2 | 1 | 3 | 1 | 01 | Dietas en el país | 1101 | 30 | 9995 | 102 | 69,600.00 | 0.00 | 69,600.00 | 38,000.00 | 31,600.00 | 69,600.00 | 100.00 | 0.00 | 0.00 |
| 1.1 | | 01 | 00 | 0003 | | 2 | 1 | 3 | 1 | 01 | Dietas en el país | 1101 | 30 | 9996 | 102 | 24,000.00 | 0.00 | 24,000.00 | 22,000.00 | 2,000.00 | 24,000.00 | 100.00 | 0.00 | 0.00 |
| 1.1 | | 01 | 00 | 0003 | | 2 | 1 | 3 | 1 | 01 | Dietas en el país | 1101 | 30 | 9998 | 102 | 84,000.00 | 0.00 | 84,000.00 | 65,000.00 | 19,000.00 | 84,000.00 | 100.00 | 0.00 | 0.00 |
| 1.1 | | 01 | 00 | 0003 | | 2 | 1 | 3 | 2 | 01 | Gastos de representación en el país | 1101 | 30 | 9996 | 102 | 384,000.00 | 0.00 | 384,000.00 | 289,849.53 | 64,000.00 | 353,849.53 | 92.15 | 30,150.47 | 7.85 |
| 1.1 | | 01 | 00 | 0003 | | 2 | 1 | 5 | | CONTRIBUCIONES A LA SEGURIDAD SOCIAL | | | | 444,780.00 | 283,573.66 | 728,353.66 | 546,538.35 | 179,832.27 | 726,370.62 | 99.73 | 1,983.04 | 0.27 | | |

MINISTERIO DE HACIENDA
DIRECCION GENERAL DE PRESUPUESTO
EJECUCIÓN TRIMESTRAL DE LOS GASTOS Y APLICACIONES FINANCIERAS POR DESTINO DE FONDOS Y ESTRUCTURA PROGRAMATICA
CORRESPONDIENTE AL CUARTO TRIMESTRE DEL AÑO 2024

Código del Capítulo: **7222**

Denominación: **Junta de Distrito Municipal de Hato del Yaque**

| Destino de Fondos | Estructura Programática | | | | | SNIP | Clasificador del Gasto | | | | | Función | Fuente Financiamiento | Fuente Especifica | Organismo Financador | Presupuesto | | | Devengado | | | | Balance Disponible | % Balance Disponible |
|-------------------|---------------------------|----------|----------|----------------|---|------|------------------------|--------|--------|-----------|---|---------|-----------------------|-------------------|----------------------|------------------------|--------------------|---------------------|---------------------|--------------------|---------------------|---------------|--------------------|----------------------|
| | Partidas no Asig. a Prog. | Programa | Proyecto | Actividad/Obra | | | Tipo | Objeto | Cuenta | Subcuenta | Auxiliar | | | | | Denominación del Gasto | Original | Modificaciones | Vigente | Acumulado Anterior | Trimestre | A la Fecha | | |
| 1 | 2 | 3 | 4 | 5 | 6 | 7 | 8 | 9 | 10 | 11 | 12 | 13 | 14 | 15 | 16 | 17 | 18 | 19 = 17 +/- 18 | 20 | 21 | 22 = 20 + 21 | 23 = 22 ÷ 19 | 24 = 19 - 22 | 25 = 24 ÷ 19 |
| 1.1 | | 01 | 00 | 0003 | | 2 | 1 | 5 | 1 | 01 | Contribuciones al seguro de salud | 1101 | 20 | 1955 | 100 | 204,444.00 | 131,871.47 | 336,315.47 | 251,965.52 | 83,341.55 | 335,307.07 | 99.70 | 1,008.40 | 0.30 |
| 1.1 | | 01 | 00 | 0003 | | 2 | 1 | 5 | 2 | 01 | Contribuciones al seguro de pensiones | 1101 | 20 | 1955 | 100 | 203,990.00 | 132,421.36 | 336,411.36 | 252,161.24 | 83,313.60 | 335,474.84 | 99.72 | 936.52 | 0.28 |
| 1.1 | | 01 | 00 | 0003 | | 2 | 1 | 5 | 3 | 01 | Contribuciones al seguro de riesgo laboral | 1101 | 20 | 1955 | 100 | 36,346.00 | 19,280.83 | 55,626.83 | 42,411.59 | 13,177.12 | 55,588.71 | 99.93 | 38.12 | 0.07 |
| 1.1 | | 01 | 00 | 0003 | | 2 | 2 | | | | CONTRATACIÓN DE SERVICIOS | | | | | 24,635.00 | 10,000.00 | 34,635.00 | 18,920.93 | 9,135.34 | 28,056.27 | 81.01 | 6,578.73 | 18.99 |
| 1.1 | | 01 | 00 | 0003 | | 2 | 2 | 8 | | | OTROS SERVICIOS NO INCLUIDOS EN CONCEPTOS ANTERIORES | | | | | 24,635.00 | 10,000.00 | 34,635.00 | 18,920.93 | 9,135.34 | 28,056.27 | 81.01 | 6,578.73 | 18.99 |
| 1.1 | | 01 | 00 | 0003 | | 2 | 2 | 8 | 2 | 01 | Comisiones y gastos bancarios | 1101 | 20 | 1955 | 100 | 24,635.00 | 10,000.00 | 34,635.00 | 18,920.93 | 9,135.34 | 28,056.27 | 81.01 | 6,578.73 | 18.99 |
| 1.1 | | 01 | 00 | 0004 | | | | | | | Servicios Administrativos y Financieros | | | | | 3,359,001.00 | 11,176.01 | 3,370,177.01 | 2,099,939.66 | 992,290.17 | 3,092,229.83 | 91.75 | 277,947.18 | 8.25 |
| 1.1 | | 01 | 00 | 0004 | | 2 | 1 | | | | REMUNERACIONES Y CONTRIBUCIONES | | | | | 3,179,401.00 | -23,823.99 | 3,155,577.01 | 1,953,939.66 | 930,290.17 | 2,884,229.83 | 91.40 | 271,347.18 | 8.60 |
| 1.1 | | 01 | 00 | 0004 | | 2 | 1 | 1 | | | REMUNERACIONES | | | | | 2,963,200.00 | -139,068.95 | 2,824,131.05 | 1,739,886.70 | 825,097.29 | 2,564,983.99 | 90.82 | 259,147.06 | 9.18 |
| 1.1 | | 01 | 00 | 0004 | | 2 | 1 | 1 | 1 | 01 | Sueldos fijos | 1102 | 20 | 1955 | 100 | 2,544,000.00 | -92,477.28 | 2,451,522.72 | 1,739,886.70 | 561,688.96 | 2,301,575.66 | 93.88 | 149,947.06 | 6.12 |
| 1.1 | | 01 | 00 | 0004 | | 2 | 1 | 1 | 2 | 04 | Servicios especiales | 1102 | 30 | 9998 | 102 | 207,200.00 | -100,000.00 | 107,200.00 | 0.00 | 0.00 | 0.00 | 0.00 | 107,200.00 | 100.00 |
| 1.1 | | 01 | 00 | 0004 | | 2 | 1 | 1 | 4 | 01 | Sueldo Anual No. 13 | 1102 | 20 | 1955 | 100 | 212,000.00 | 53,408.33 | 265,408.33 | 0.00 | 263,408.33 | 263,408.33 | 99.25 | 2,000.00 | 0.75 |
| 1.1 | | 01 | 00 | 0004 | | 2 | 1 | 2 | | | SOBRESUELDOS | | | | | 26,400.00 | 70,000.00 | 96,400.00 | 28,000.00 | 61,000.00 | 89,000.00 | 92.32 | 7,400.00 | 7.68 |
| 1.1 | | 01 | 00 | 0004 | | 2 | 1 | 2 | 2 | | Compensación | | | | | 26,400.00 | 70,000.00 | 96,400.00 | 28,000.00 | 61,000.00 | 89,000.00 | 92.32 | 7,400.00 | 7.68 |
| 1.1 | | 01 | 00 | 0004 | | 2 | 1 | 2 | 2 | 08 | Compensaciones especiales | 1102 | 20 | 1955 | 100 | 0.00 | 60,000.00 | 60,000.00 | 0.00 | 58,000.00 | 58,000.00 | 96.67 | 2,000.00 | 3.33 |
| 1.1 | | 01 | 00 | 0004 | | 2 | 1 | 2 | 2 | 08 | Compensaciones especiales | 1102 | 30 | 9998 | 102 | 26,400.00 | 10,000.00 | 36,400.00 | 28,000.00 | 3,000.00 | 31,000.00 | 85.16 | 5,400.00 | 14.84 |
| 1.1 | | 01 | 00 | 0004 | | 2 | 1 | 3 | | | DIETAS Y GASTOS DE REPRESENTACION | | | | | 50,000.00 | 0.00 | 50,000.00 | 44,000.00 | 6,000.00 | 50,000.00 | 100.00 | 0.00 | 0.00 |
| 1.1 | | 01 | 00 | 0004 | | 2 | 1 | 3 | 1 | 01 | Dietas en el país | 1102 | 30 | 9998 | 102 | 50,000.00 | 0.00 | 50,000.00 | 44,000.00 | 6,000.00 | 50,000.00 | 100.00 | 0.00 | 0.00 |
| 1.1 | | 01 | 00 | 0004 | | 2 | 1 | 5 | | | CONTRIBUCIONES A LA SEGURIDAD SOCIAL | | | | | 139,801.00 | 45,244.96 | 185,045.96 | 142,052.96 | 38,192.88 | 180,245.84 | 97.41 | 4,800.12 | 2.59 |
| 1.1 | | 01 | 00 | 0004 | | 2 | 1 | 5 | 1 | 01 | Contribuciones al seguro de salud | 1102 | 20 | 1955 | 100 | 64,260.00 | 20,779.30 | 85,039.30 | 65,896.30 | 17,033.36 | 82,929.66 | 97.52 | 2,109.64 | 2.48 |

MINISTERIO DE HACIENDA
DIRECCION GENERAL DE PRESUPUESTO
EJECUCIÓN TRIMESTRAL DE LOS GASTOS Y APLICACIONES FINANCIERAS POR DESTINO DE FONDOS Y ESTRUCTURA PROGRAMATICA
CORRESPONDIENTE AL CUARTO TRIMESTRE DEL AÑO 2024

Código del Capítulo: **7222**

Denominación: **Junta de Distrito Municipal de Hato del Yaque**

| Destino de Fondos | Estructura Programática | | | | | SNIP | Clasificador del Gasto | | | | | Función | Fuente Financiamiento | Fuente Especifica | Organismo Financador | Presupuesto | | | Devengado | | | | Balance Disponible | % Balance Disponible |
|-------------------|---------------------------|----------|----------|----------------|---|------|------------------------|--------|--------|-----------|---|---------|-----------------------|-------------------|----------------------|------------------------|-------------------|-------------------|-------------------|--------------------|-------------------|--------------|--------------------|----------------------|
| | Partidas no Asig. a Prog. | Programa | Proyecto | Actividad/Obra | | | Tipo | Objeto | Cuenta | Subcuenta | Auxiliar | | | | | Denominación del Gasto | Original | Modificaciones | Vigente | Acumulado Anterior | Trimestre | A la Fecha | | |
| 1 | 2 | 3 | 4 | 5 | 6 | 7 | 8 | 9 | 10 | 11 | 12 | 13 | 14 | 15 | 16 | 17 | 18 | 19 = 17 +/- 18 | 20 | 21 | 22 = 20 + 21 | 23 = 22 ÷ 19 | 24 = 19 - 22 | 25 = 24 ÷ 19 |
| 1.1 | | 01 | 00 | 0004 | | 2 | 1 | 5 | 2 | 01 | Contribuciones al seguro de pensiones | 1102 | 20 | 1955 | 100 | 64,117.00 | 18,816.66 | 82,933.66 | 63,763.66 | 17,057.76 | 80,821.42 | 97.45 | 2,112.24 | 2.55 |
| 1.1 | | 01 | 00 | 0004 | | 2 | 1 | 5 | 3 | 01 | Contribuciones al seguro de riesgo laboral | 1102 | 20 | 1955 | 100 | 11,424.00 | 5,649.00 | 17,073.00 | 12,393.00 | 4,101.76 | 16,494.76 | 96.61 | 578.24 | 3.39 |
| 1.1 | | 01 | 00 | 0004 | | 2 | 2 | | | | CONTRATACIÓN DE SERVICIOS | | | | | 179,600.00 | 35,000.00 | 214,600.00 | 146,000.00 | 62,000.00 | 208,000.00 | 96.92 | 6,600.00 | 3.08 |
| 1.1 | | 01 | 00 | 0004 | | 2 | 2 | 8 | | | OTROS SERVICIOS NO INCLUIDOS EN CONCEPTOS ANTERIORES | | | | | 179,600.00 | 35,000.00 | 214,600.00 | 146,000.00 | 62,000.00 | 208,000.00 | 96.92 | 6,600.00 | 3.08 |
| 1.1 | | 01 | 00 | 0004 | | 2 | 2 | 8 | 7 | | Servicios Técnicos y Profesionales | | | | | 179,600.00 | 35,000.00 | 214,600.00 | 146,000.00 | 62,000.00 | 208,000.00 | 96.92 | 6,600.00 | 3.08 |
| 1.1 | | 01 | 00 | 0004 | | 2 | 2 | 8 | 7 | 05 | Servicios de informática y sistemas computarizados | 1102 | 20 | 1955 | 100 | 0.00 | 35,000.00 | 35,000.00 | 0.00 | 34,000.00 | 34,000.00 | 97.14 | 1,000.00 | 2.86 |
| 1.1 | | 01 | 00 | 0004 | | 2 | 2 | 8 | 7 | 05 | Servicios de informática y sistemas computarizados | 1102 | 30 | 9995 | 102 | 70,400.00 | 0.00 | 70,400.00 | 48,000.00 | 22,400.00 | 70,400.00 | 100.00 | 0.00 | 0.00 |
| 1.1 | | 01 | 00 | 0004 | | 2 | 2 | 8 | 7 | 05 | Servicios de informática y sistemas computarizados | 1102 | 30 | 9996 | 102 | 42,000.00 | 0.00 | 42,000.00 | 42,000.00 | 0.00 | 42,000.00 | 100.00 | 0.00 | 0.00 |
| 1.1 | | 01 | 00 | 0004 | | 2 | 2 | 8 | 7 | 05 | Servicios de informática y sistemas computarizados | 1102 | 30 | 9998 | 102 | 67,200.00 | 0.00 | 67,200.00 | 56,000.00 | 5,600.00 | 61,600.00 | 91.67 | 5,600.00 | 8.33 |
| 1.1 | | 15 | | | | | | | | | Fomento de la Cultura, Deporte y Recreación | | | | | 531,748.00 | 0.00 | 531,748.00 | 253,207.10 | 90,910.28 | 344,117.38 | 64.71 | 187,630.62 | 35.29 |
| 1.1 | | 15 | 00 | 0001 | | | | | | | Fomento de la Cultura y el Arte | | | | | 531,748.00 | 0.00 | 531,748.00 | 253,207.10 | 90,910.28 | 344,117.38 | 64.71 | 187,630.62 | 35.29 |
| 1.1 | | 15 | 00 | 0001 | | 2 | 1 | | | | REMUNERACIONES Y CONTRIBUCIONES | | | | | 531,748.00 | 0.00 | 531,748.00 | 253,207.10 | 90,910.28 | 344,117.38 | 64.71 | 187,630.62 | 35.29 |
| 1.1 | | 15 | 00 | 0001 | | 2 | 1 | 1 | | | REMUNERACIONES | | | | | 520,000.00 | -11,337.00 | 508,663.00 | 237,047.60 | 85,235.36 | 322,282.96 | 63.36 | 186,380.04 | 36.64 |
| 1.1 | | 15 | 00 | 0001 | | 2 | 1 | 1 | 1 | 01 | Sueldos fijos | 4303 | 20 | 1955 | 100 | 480,000.00 | -11,337.00 | 468,663.00 | 237,047.60 | 65,735.36 | 302,782.96 | 64.61 | 165,880.04 | 35.39 |
| 1.1 | | 15 | 00 | 0001 | | 2 | 1 | 1 | 4 | 01 | Sueldo Anual No. 13 | 4303 | 20 | 1955 | 100 | 40,000.00 | 0.00 | 40,000.00 | 0.00 | 19,500.00 | 19,500.00 | 48.75 | 20,500.00 | 51.25 |
| 1.1 | | 15 | 00 | 0001 | | 2 | 1 | 5 | | | CONTRIBUCIONES A LA SEGURIDAD SOCIAL | | | | | 11,748.00 | 11,337.00 | 23,085.00 | 16,159.50 | 5,674.92 | 21,834.42 | 94.58 | 1,250.58 | 5.42 |
| 1.1 | | 15 | 00 | 0001 | | 2 | 1 | 5 | 1 | 01 | Contribuciones al seguro de salud | 4303 | 20 | 1955 | 100 | 5,400.00 | 5,235.00 | 10,635.00 | 7,444.50 | 2,711.56 | 10,156.06 | 95.50 | 478.94 | 4.50 |
| 1.1 | | 15 | 00 | 0001 | | 2 | 1 | 5 | 2 | 01 | Contribuciones al seguro de pensiones | 4303 | 20 | 1955 | 100 | 5,388.00 | 5,262.00 | 10,650.00 | 7,455.00 | 2,715.76 | 10,170.76 | 95.50 | 479.24 | 4.50 |

MINISTERIO DE HACIENDA
DIRECCION GENERAL DE PRESUPUESTO
EJECUCIÓN TRIMESTRAL DE LOS GASTOS Y APLICACIONES FINANCIERAS POR DESTINO DE FONDOS Y ESTRUCTURA PROGRAMATICA
CORRESPONDIENTE AL CUARTO TRIMESTRE DEL AÑO 2024

Código del Capítulo: **7222**

Denominación: **Junta de Distrito Municipal de Hato del Yaque**

| Destino de Fondos | Estructura Programática | | | | | SNIP | Clasificador del Gasto | | | | | Función | Fuente Financiamiento | Fuente Específica | Organismo Financiado | Presupuesto | | | Devengado | | | | Balance Disponible | % Balance Disponible |
|-------------------|---------------------------|----------|----------|----------------|---|------|------------------------|--------|--------|-----------|---|---------|-----------------------|-------------------|----------------------|------------------------|----------|----------------|------------|--------------------|--------------|--------------|--------------------|----------------------|
| | Partidas no Asig. a Prog. | Programa | Proyecto | Actividad/Obra | | | Tipo | Objeto | Cuenta | Subcuenta | Auxiliar | | | | | Denominación del Gasto | Original | Modificaciones | Vigente | Acumulado Anterior | Trimestre | A la Fecha | | |
| 1 | 2 | 3 | 4 | 5 | 6 | 7 | 8 | 9 | 10 | 11 | 12 | 13 | 14 | 15 | 16 | 17 | 18 | 19 = 17 +/- 18 | 20 | 21 | 22 = 20 + 21 | 23 = 22 ÷ 19 | 24 = 19 - 22 | 25 = 24 ÷ 19 |
| 1.1 | | 15 | 00 | 0001 | | 2 | 1 | 5 | 3 | 01 | Contribuciones al seguro de riesgo laboral | 4303 | 20 | 1955 | 100 | 960.00 | 840.00 | 1,800.00 | 1,260.00 | 247.60 | 1,507.60 | 83.76 | 292.40 | 16.24 |
| 1.1 | 98 | | | | | | | | | | Adm. de Contribuciones Especiales (Transf. Priv.) | | | | | 172,120.00 | 0.00 | 172,120.00 | 107,120.00 | 52,960.00 | 160,080.00 | 93.00 | 12,040.00 | 7.00 |
| 1.1 | 98 | | | | | 2 | 4 | | | | TRANSFERENCIAS CORRIENTES | | | | | 172,120.00 | 0.00 | 172,120.00 | 107,120.00 | 52,960.00 | 160,080.00 | 93.00 | 12,040.00 | 7.00 |
| 1.1 | 98 | | | | | 2 | 4 | 1 | | | TRANSFERENCIAS CORRIENTES AL SECTOR PRIVADO | | | | | 172,120.00 | 0.00 | 172,120.00 | 107,120.00 | 52,960.00 | 160,080.00 | 93.00 | 12,040.00 | 7.00 |
| 1.1 | 98 | | | | | 2 | 4 | 1 | 1 | 01 | Pensiones | 4501 | 30 | 9996 | 102 | 172,120.00 | 0.00 | 172,120.00 | 107,120.00 | 52,960.00 | 160,080.00 | 93.00 | 12,040.00 | 7.00 |

MINISTERIO DE HACIENDA
DIRECCION GENERAL DE PRESUPUESTO
EJECUCIÓN TRIMESTRAL DE LOS GASTOS Y APLICACIONES FINANCIERAS POR DESTINO DE FONDOS Y ESTRUCTURA PROGRAMATICA
CORRESPONDIENTE AL CUARTO TRIMESTRE DEL AÑO 2024

Código del Capítulo: **7222**

Denominación: **Junta de Distrito Municipal de Hato del Yaque**

| Destino de Fondos | Estructura Programática | | | | | SNIP | Clasificador del Gasto | | | | | Denominación del Gasto | Función | Fuente Financiamiento | Fuente Especifica | Organismo Financador | Presupuesto | | | Devengado | | | | Balance Disponible | % Balance Disponible |
|-------------------|---------------------------|----------|----------|----------------|---|----------|------------------------|--------|--------|-----------|--|------------------------|---------|-----------------------|-------------------|----------------------|-------------------|----------------------|----------------------|---------------------|----------------------|---------------|------------------------|--------------------|----------------------|
| | Partidas no Asig. a Prog. | Programa | Proyecto | Actividad/Obra | | | Tipo | Objeto | Cuenta | Subcuenta | Auxiliar | | | | | | Original | Modificaciones | Vigente | Acumulado Anterior | Trimestre | A la Fecha | % Devengado a la Fecha | | |
| 1 | 2 | 3 | 4 | 5 | 6 | 7 | 8 | 9 | 10 | 11 | 12 | 13 | 14 | 15 | 16 | 17 | 18 | 19 = 17 +/- 18 | 20 | 21 | 22 = 20 + 21 | 23 = 22 ÷ 19 | 24 = 19 - 22 | 25 = 24 ÷ 19 | |
| 1.2 | | | | | | | | | | | Servicios Municipales | | | | | 23,514,397.00 | 0.00 | 23,514,397.00 | 16,076,102.99 | 6,857,995.69 | 22,934,098.68 | 97.53 | 580,298.32 | 2.47 | |
| 1.2 | | | | | | 2 | | | | | CLASIFICADOR DEL GASTO | | | | | 23,514,397.00 | 0.00 | 23,514,397.00 | 16,076,102.99 | 6,857,995.69 | 22,934,098.68 | 97.53 | 580,298.32 | 2.47 | |
| 1.2 | | 01 | | | | | | | | | Normas, Políticas y Administración Municipal | | | | | 3,568,409.00 | -75,000.00 | 3,493,409.00 | 3,175,788.05 | 282,040.60 | 3,457,828.65 | 98.98 | 35,580.35 | 1.02 | |
| 1.2 | | 01 | 00 | 0001 | | | | | | | Normas y Seguimientos | | | | | 50,000.00 | -50,000.00 | 0.00 | 0.00 | 0.00 | 0.00 | 0.00 | 0.00 | 100.00 | |
| 1.2 | | 01 | 00 | 0001 | | 2 | 3 | | | | MATERIALES Y SUMINISTROS | | | | | 50,000.00 | -50,000.00 | 0.00 | 0.00 | 0.00 | 0.00 | 0.00 | 0.00 | 100.00 | |
| 1.2 | | 01 | 00 | 0001 | | 2 | 3 | 7 | | | COMBUSTIBLES, LUBRICANTES, PRODUCTOS QUIMICOS Y CONEXOS | | | | | 50,000.00 | -50,000.00 | 0.00 | 0.00 | 0.00 | 0.00 | 0.00 | 0.00 | 100.00 | |
| 1.2 | | 01 | 00 | 0001 | | 2 | 3 | 7 | 1 | 01 | Gasolina | 1101 | 30 | 9998 | 102 | 50,000.00 | -50,000.00 | 0.00 | 0.00 | 0.00 | 0.00 | 0.00 | 0.00 | 0.00 | |
| 1.2 | | 01 | 00 | 0003 | | | | | | | Administración Municipal | | | | | 3,223,651.00 | 54,500.00 | 3,278,151.00 | 3,008,811.61 | 239,570.46 | 3,248,382.07 | 99.09 | 29,768.93 | 0.91 | |
| 1.2 | | 01 | 00 | 0003 | | 2 | 1 | | | | REMUNERACIONES Y CONTRIBUCIONES | | | | | 6,400.00 | 0.00 | 6,400.00 | 0.00 | 0.00 | 0.00 | 0.00 | 6,400.00 | 100.00 | |
| 1.2 | | 01 | 00 | 0003 | | 2 | 1 | 1 | | | REMUNERACIONES | | | | | 6,400.00 | 0.00 | 6,400.00 | 0.00 | 0.00 | 0.00 | 0.00 | 6,400.00 | 100.00 | |
| 1.2 | | 01 | 00 | 0003 | | 2 | 1 | 1 | 5 | 01 | Prestaciones económicas | 1101 | 30 | 9995 | 102 | 6,400.00 | 0.00 | 6,400.00 | 0.00 | 0.00 | 0.00 | 0.00 | 6,400.00 | 100.00 | |
| 1.2 | | 01 | 00 | 0003 | | 2 | 2 | | | | CONTRATACIÓN DE SERVICIOS | | | | | 1,882,482.00 | 114,800.00 | 1,997,282.00 | 1,756,527.40 | 218,371.46 | 1,974,898.86 | 98.88 | 22,383.14 | 1.12 | |
| 1.2 | | 01 | 00 | 0003 | | 2 | 2 | 1 | | | SERVICIOS BASICOS | | | | | 509,401.00 | 99,922.00 | 609,323.00 | 523,609.54 | 83,741.07 | 607,350.61 | 99.68 | 1,972.39 | 0.32 | |
| 1.2 | | 01 | 00 | 0003 | | 2 | 2 | 1 | 3 | | Teléfono local | | | | | 500,000.00 | 99,922.00 | 599,922.00 | 518,699.54 | 81,221.07 | 599,920.61 | 100.00 | 1.39 | 0.00 | |
| 1.2 | | 01 | 00 | 0003 | | 2 | 2 | 1 | 3 | 01 | Teléfono local | 1101 | 20 | 1955 | 100 | 0.00 | 79,500.00 | 79,500.00 | 0.00 | 79,500.00 | 79,500.00 | 100.00 | 0.00 | 0.00 | |
| 1.2 | | 01 | 00 | 0003 | | 2 | 2 | 1 | 3 | 01 | Teléfono local | 1101 | 30 | 9995 | 102 | 25,000.00 | 0.00 | 25,000.00 | 24,999.78 | 0.00 | 24,999.78 | 100.00 | 0.22 | 0.00 | |
| 1.2 | | 01 | 00 | 0003 | | 2 | 2 | 1 | 3 | 01 | Teléfono local | 1101 | 30 | 9996 | 102 | 475,000.00 | 18,700.00 | 493,700.00 | 493,699.76 | 0.00 | 493,699.76 | 100.00 | 0.24 | 0.00 | |
| 1.2 | | 01 | 00 | 0003 | | 2 | 2 | 1 | 3 | 01 | Teléfono local | 1101 | 30 | 9998 | 102 | 0.00 | 1,722.00 | 1,722.00 | 0.00 | 1,721.07 | 1,721.07 | 99.95 | 0.93 | 0.05 | |
| 1.2 | | 01 | 00 | 0003 | | 2 | 2 | 1 | 7 | | Agua | | | | | 9,401.00 | 0.00 | 9,401.00 | 4,910.00 | 2,520.00 | 7,430.00 | 79.03 | 1,971.00 | 20.97 | |
| 1.2 | | 01 | 00 | 0003 | | 2 | 2 | 1 | 7 | 01 | Agua | 1101 | 20 | 1955 | 100 | 7,937.00 | 0.00 | 7,937.00 | 3,830.00 | 2,520.00 | 6,350.00 | 80.01 | 1,587.00 | 19.99 | |

MINISTERIO DE HACIENDA
DIRECCION GENERAL DE PRESUPUESTO
EJECUCIÓN TRIMESTRAL DE LOS GASTOS Y APLICACIONES FINANCIERAS POR DESTINO DE FONDOS Y ESTRUCTURA PROGRAMATICA
CORRESPONDIENTE AL CUARTO TRIMESTRE DEL AÑO 2024

Código del Capítulo: **7222**

Denominación: **Junta de Distrito Municipal de Hato del Yaque**

| Destino de Fondos | Estructura Programática | | | | | SNIP | Clasificador del Gasto | | | | | Función | Fuente Financiamiento | Fuente Especifica | Organismo Financador | Presupuesto | | | Devengado | | | | Balance Disponible | % Balance Disponible |
|-------------------|---------------------------|----------|----------|----------------|---|------|------------------------|--------|--------|-----------|---|---------|-----------------------|-------------------|----------------------|------------------------|--------------------|-------------------|-------------------|--------------------|-------------------|---------------|--------------------|----------------------|
| | Partidas no Asig. a Prog. | Programa | Proyecto | Actividad/Obra | | | Tipo | Objeto | Cuenta | Subcuenta | Auxiliar | | | | | Denominación del Gasto | Original | Modificaciones | Vigente | Acumulado Anterior | Trimestre | A la Fecha | | |
| 1 | 2 | 3 | 4 | 5 | 6 | 7 | 8 | 9 | 10 | 11 | 12 | 13 | 14 | 15 | 16 | 17 | 18 | 19 = 17 +/- 18 | 20 | 21 | 22 = 20 + 21 | 23 = 22 ÷ 19 | 24 = 19 - 22 | 25 = 24 ÷ 19 |
| 1.2 | | 01 | 00 | 0003 | | 2 | 2 | 1 | 7 | 01 | Agua | 1101 | 30 | 9998 | 102 | 1,464.00 | 0.00 | 1,464.00 | 1,080.00 | 0.00 | 1,080.00 | 73.77 | 384.00 | 26.23 |
| 1.2 | | 01 | 00 | 0003 | | 2 | 2 | 2 | | | PUBLICIDAD IMPRESIÓN Y ENCUADERNACION | | | | | 251,550.00 | -66,722.00 | 184,828.00 | 155,227.96 | 28,852.70 | 184,080.66 | 99.60 | 747.34 | 0.40 |
| 1.2 | | 01 | 00 | 0003 | | 2 | 2 | 2 | 1 | | Publicidad y propaganda | | | | | 110,000.00 | -37,722.00 | 72,278.00 | 64,000.00 | 7,531.00 | 71,531.00 | 98.97 | 747.00 | 1.03 |
| 1.2 | | 01 | 00 | 0003 | | 2 | 2 | 2 | 1 | 01 | Publicidad y propaganda | 1101 | 20 | 1955 | 100 | 10,000.00 | 0.00 | 10,000.00 | 9,500.00 | 215.00 | 9,715.00 | 97.15 | 285.00 | 2.85 |
| 1.2 | | 01 | 00 | 0003 | | 2 | 2 | 2 | 1 | 01 | Publicidad y propaganda | 1101 | 30 | 9998 | 102 | 100,000.00 | -37,722.00 | 62,278.00 | 54,500.00 | 7,316.00 | 61,816.00 | 99.26 | 462.00 | 0.74 |
| 1.2 | | 01 | 00 | 0003 | | 2 | 2 | 2 | 2 | | Impresión, encuadernación y rotulación | | | | | 141,550.00 | -29,000.00 | 112,550.00 | 91,227.96 | 21,321.70 | 112,549.66 | 100.00 | 0.34 | 0.00 |
| 1.2 | | 01 | 00 | 0003 | | 2 | 2 | 2 | 2 | 01 | Impresión, encuadernación y rotulación | 1101 | 20 | 1955 | 100 | 23,551.00 | 0.00 | 23,551.00 | 23,551.00 | 0.00 | 23,551.00 | 100.00 | 0.00 | 0.00 |
| 1.2 | | 01 | 00 | 0003 | | 2 | 2 | 2 | 2 | 01 | Impresión, encuadernación y rotulación | 1101 | 30 | 9996 | 102 | 8,000.00 | 0.00 | 8,000.00 | 8,000.00 | 0.00 | 8,000.00 | 100.00 | 0.00 | 0.00 |
| 1.2 | | 01 | 00 | 0003 | | 2 | 2 | 2 | 2 | 01 | Impresión, encuadernación y rotulación | 1101 | 30 | 9998 | 102 | 109,999.00 | -29,000.00 | 80,999.00 | 59,676.96 | 21,321.70 | 80,998.66 | 100.00 | 0.34 | 0.00 |
| 1.2 | | 01 | 00 | 0003 | | 2 | 2 | 4 | | | TRANSPORTE Y ALMACENAJE | | | | | 3,000.00 | -3,000.00 | 0.00 | 0.00 | 0.00 | 0.00 | 0.00 | 0.00 | 100.00 |
| 1.2 | | 01 | 00 | 0003 | | 2 | 2 | 4 | 1 | 01 | Pasajes y gastos de transporte | 1101 | 20 | 1955 | 100 | 3,000.00 | -3,000.00 | 0.00 | 0.00 | 0.00 | 0.00 | 0.00 | 0.00 | 0.00 |
| 1.2 | | 01 | 00 | 0003 | | 2 | 2 | 5 | | | ALQUILERES Y RENTAS | | | | | 192,000.00 | -111,000.00 | 81,000.00 | 72,000.00 | 9,000.00 | 81,000.00 | 100.00 | 0.00 | 0.00 |
| 1.2 | | 01 | 00 | 0003 | | 2 | 2 | 5 | 1 | 01 | Alquileres y rentas de edificaciones y locales | 1101 | 30 | 9995 | 102 | 192,000.00 | -111,000.00 | 81,000.00 | 72,000.00 | 9,000.00 | 81,000.00 | 100.00 | 0.00 | 0.00 |
| 1.2 | | 01 | 00 | 0003 | | 2 | 2 | 6 | | | SEGUROS | | | | | 219,649.00 | 30,200.00 | 249,849.00 | 181,676.37 | 65,587.69 | 247,264.06 | 98.97 | 2,584.94 | 1.03 |
| 1.2 | | 01 | 00 | 0003 | | 2 | 2 | 6 | 2 | | Seguro de bienes muebles | | | | | 219,649.00 | 30,200.00 | 249,849.00 | 181,676.37 | 65,587.69 | 247,264.06 | 98.97 | 2,584.94 | 1.03 |
| 1.2 | | 01 | 00 | 0003 | | 2 | 2 | 6 | 2 | 01 | Seguro de bienes muebles | 1101 | 20 | 1955 | 100 | 8,396.00 | 0.00 | 8,396.00 | 0.00 | 8,396.00 | 8,396.00 | 100.00 | 0.00 | 0.00 |
| 1.2 | | 01 | 00 | 0003 | | 2 | 2 | 6 | 2 | 01 | Seguro de bienes muebles | 1101 | 30 | 9998 | 102 | 211,253.00 | 30,200.00 | 241,453.00 | 181,676.37 | 57,191.69 | 238,868.06 | 98.93 | 2,584.94 | 1.07 |
| 1.2 | | 01 | 00 | 0003 | | 2 | 2 | 7 | | | SERVICIOS DE CONSERVACION, REPARACIONES MENORES E INSTALACIONES TEMPORALES | | | | | 68,000.00 | 96,800.00 | 164,800.00 | 144,545.33 | 20,190.00 | 164,735.33 | 99.96 | 64.67 | 0.04 |
| 1.2 | | 01 | 00 | 0003 | | 2 | 2 | 7 | 1 | | Contratación de mantenimiento y reparaciones menores | | | | | 28,000.00 | 45,800.00 | 73,800.00 | 53,936.33 | 19,800.00 | 73,736.33 | 99.91 | 63.67 | 0.09 |

MINISTERIO DE HACIENDA
DIRECCION GENERAL DE PRESUPUESTO
EJECUCIÓN TRIMESTRAL DE LOS GASTOS Y APLICACIONES FINANCIERAS POR DESTINO DE FONDOS Y ESTRUCTURA PROGRAMATICA
CORRESPONDIENTE AL CUARTO TRIMESTRE DEL AÑO 2024

Código del Capítulo: **7222**

Denominación: **Junta de Distrito Municipal de Hato del Yaque**

| Destino de Fondos | Estructura Programática | | | | | SNIP | Clasificador del Gasto | | | | | Función | Fuente Financiamiento | Fuente Especifica | Organismo Financador | Presupuesto | | | Devengado | | | | Balance Disponible | % Balance Disponible |
|-------------------|---------------------------|----------|----------|----------------|---|------|------------------------|--------|--------|-----------|--|---------|-----------------------|-------------------|----------------------|------------------------|--------------------|---------------------|---------------------|--------------------|---------------------|---------------|--------------------|----------------------|
| | Partidas no Asig. a Prog. | Programa | Proyecto | Actividad/Obra | | | Tipo | Objeto | Cuenta | Subcuenta | Auxiliar | | | | | Denominación del Gasto | Original | Modificaciones | Vigente | Acumulado Anterior | Trimestre | A la Fecha | | |
| 1 | 2 | 3 | 4 | 5 | 6 | 7 | 8 | 9 | 10 | 11 | 12 | 13 | 14 | 15 | 16 | 17 | 18 | 19 = 17 +/- 18 | 20 | 21 | 22 = 20 + 21 | 23 = 22 ÷ 19 | 24 = 19 - 22 | 25 = 24 ÷ 19 |
| 1.2 | | 01 | 00 | 0003 | | 2 | 2 | 7 | 1 | 01 | Mantenimiento y reparaciones menores en edificaciones | 1101 | 20 | 1955 | 100 | 6,000.00 | 0.00 | 6,000.00 | 6,000.00 | 0.00 | 6,000.00 | 100.00 | 0.00 | 0.00 |
| 1.2 | | 01 | 00 | 0003 | | 2 | 2 | 7 | 1 | 01 | Mantenimiento y reparaciones menores en edificaciones | 1101 | 30 | 9996 | 102 | 10,000.00 | 16,000.00 | 26,000.00 | 25,983.33 | 0.00 | 25,983.33 | 99.94 | 16.67 | 0.06 |
| 1.2 | | 01 | 00 | 0003 | | 2 | 2 | 7 | 1 | 01 | Mantenimiento y reparaciones menores en edificaciones | 1101 | 30 | 9998 | 102 | 10,000.00 | 19,800.00 | 29,800.00 | 9,953.00 | 19,800.00 | 29,753.00 | 99.84 | 47.00 | 0.16 |
| 1.2 | | 01 | 00 | 0003 | | 2 | 2 | 7 | 1 | 02 | Mantenimiento y reparaciones especiales | 1101 | 20 | 1955 | 100 | 2,000.00 | 10,000.00 | 12,000.00 | 12,000.00 | 0.00 | 12,000.00 | 100.00 | 0.00 | 0.00 |
| 1.2 | | 01 | 00 | 0003 | | 2 | 2 | 7 | 2 | | Mantenimiento y reparación de maquinarias y equipos | | | | | 40,000.00 | 51,000.00 | 91,000.00 | 90,609.00 | 390.00 | 90,999.00 | 100.00 | 1.00 | 0.00 |
| 1.2 | | 01 | 00 | 0003 | | 2 | 2 | 7 | 2 | 06 | Mantenimiento y reparación de equipos de transporte, tracción y elevación | 1101 | 20 | 1955 | 100 | 25,000.00 | 0.00 | 25,000.00 | 25,000.00 | 0.00 | 25,000.00 | 100.00 | 0.00 | 0.00 |
| 1.2 | | 01 | 00 | 0003 | | 2 | 2 | 7 | 2 | 06 | Mantenimiento y reparación de equipos de transporte, tracción y elevación | 1101 | 30 | 9995 | 102 | 15,000.00 | 38,000.00 | 53,000.00 | 52,609.00 | 390.00 | 52,999.00 | 100.00 | 1.00 | 0.00 |
| 1.2 | | 01 | 00 | 0003 | | 2 | 2 | 7 | 2 | 06 | Mantenimiento y reparación de equipos de transporte, tracción y elevación | 1101 | 30 | 9998 | 102 | 0.00 | 13,000.00 | 13,000.00 | 13,000.00 | 0.00 | 13,000.00 | 100.00 | 0.00 | 0.00 |
| 1.2 | | 01 | 00 | 0003 | | 2 | 2 | 8 | | | OTROS SERVICIOS NO INCLUIDOS EN CONCEPTOS ANTERIORES | | | | | 638,882.00 | 68,600.00 | 707,482.00 | 679,468.20 | 11,000.00 | 690,468.20 | 97.60 | 17,013.80 | 2.40 |
| 1.2 | | 01 | 00 | 0003 | | 2 | 2 | 8 | 1 | 01 | Gastos judiciales | 1101 | 30 | 9995 | 102 | 20,000.00 | -20,000.00 | 0.00 | 0.00 | 0.00 | 0.00 | 0.00 | 0.00 | 0.00 |
| 1.2 | | 01 | 00 | 0003 | | 2 | 2 | 8 | 6 | | Servicio de organización de eventos, festividades y actividades de entretenimiento | | | | | 478,882.00 | 228,600.00 | 707,482.00 | 679,468.20 | 11,000.00 | 690,468.20 | 97.60 | 17,013.80 | 2.40 |
| 1.2 | | 01 | 00 | 0003 | | 2 | 2 | 8 | 6 | 01 | Eventos generales | 1101 | 30 | 9995 | 102 | 119,960.00 | 0.00 | 119,960.00 | 119,960.00 | 0.00 | 119,960.00 | 100.00 | 0.00 | 0.00 |
| 1.2 | | 01 | 00 | 0003 | | 2 | 2 | 8 | 6 | 01 | Eventos generales | 1101 | 30 | 9996 | 102 | 94,330.00 | 180,600.00 | 274,930.00 | 274,918.20 | 0.00 | 274,918.20 | 100.00 | 11.80 | 0.00 |
| 1.2 | | 01 | 00 | 0003 | | 2 | 2 | 8 | 6 | 01 | Eventos generales | 1101 | 30 | 9998 | 102 | 264,592.00 | 48,000.00 | 312,592.00 | 284,590.00 | 11,000.00 | 295,590.00 | 94.56 | 17,002.00 | 5.44 |
| 1.2 | | 01 | 00 | 0003 | | 2 | 2 | 8 | 7 | | Servicios Técnicos y Profesionales | | | | | 140,000.00 | -140,000.00 | 0.00 | 0.00 | 0.00 | 0.00 | 0.00 | 0.00 | 100.00 |
| 1.2 | | 01 | 00 | 0003 | | 2 | 2 | 8 | 7 | 02 | Servicios jurídicos | 1101 | 30 | 9996 | 102 | 120,000.00 | -120,000.00 | 0.00 | 0.00 | 0.00 | 0.00 | 0.00 | 0.00 | 0.00 |
| 1.2 | | 01 | 00 | 0003 | | 2 | 2 | 8 | 7 | 06 | Otros servicios técnicos profesionales | 1101 | 30 | 9998 | 102 | 20,000.00 | -20,000.00 | 0.00 | 0.00 | 0.00 | 0.00 | 0.00 | 0.00 | 0.00 |
| 1.2 | | 01 | 00 | 0003 | | 2 | 3 | | | | MATERIALES Y SUMINISTROS | | | | | 1,334,769.00 | -60,300.00 | 1,274,469.00 | 1,252,284.21 | 21,199.00 | 1,273,483.21 | 99.92 | 985.79 | 0.08 |

MINISTERIO DE HACIENDA
DIRECCION GENERAL DE PRESUPUESTO
EJECUCIÓN TRIMESTRAL DE LOS GASTOS Y APLICACIONES FINANCIERAS POR DESTINO DE FONDOS Y ESTRUCTURA PROGRAMATICA
CORRESPONDIENTE AL CUARTO TRIMESTRE DEL AÑO 2024

Código del Capítulo: **7222**

Denominación: **Junta de Distrito Municipal de Hato del Yaque**

| Destino de Fondos | Estructura Programática | | | | SNIP | Clasificador del Gasto | | | | | Función | Fuente Financiamiento | Fuente Especifica | Organismo Financiado | Presupuesto | | | Devengado | | | | Balance Disponible | % Balance Disponible | | |
|-------------------|---------------------------|----------|----------|----------------|------|------------------------|--------|--------|-----------|----------|--|-----------------------|-------------------|----------------------|------------------------|-------------------|--------------------|-------------------|--------------------|------------------|-------------------|--------------------|----------------------|------------------------|------|
| | Partidas no Asig. a Prog. | Programa | Proyecto | Actividad/Obra | | Tipo | Objeto | Cuenta | Subcuenta | Auxiliar | | | | | Denominación del Gasto | Original | Modificaciones | Vigente | Acumulado Anterior | Trimestre | A la Fecha | | | % Devengado a la Fecha | |
| 1 | 2 | 3 | 4 | 5 | 6 | 7 | 8 | 9 | 10 | 11 | 12 | 13 | 14 | 15 | 16 | 17 | 18 | 19 = 17 +/- 18 | 20 | 21 | 22 = 20 + 21 | 23 = 22 ÷ 19 | 24 = 19 - 22 | 25 = 24 ÷ 19 | |
| 1.2 | | 01 | 00 | 0003 | | 2 | 3 | 1 | | | ALIMENTOS Y PRODUCTOS AGROFORESTALES | | | | | 803,319.00 | 48,100.00 | 851,419.00 | 851,141.02 | 0.00 | 851,141.02 | 99.97 | 277.98 | 0.03 | |
| 1.2 | | 01 | 00 | 0003 | | 2 | 3 | 1 | 1 | | Alimentos y bebidas para personas | | | | | 803,319.00 | 48,100.00 | 851,419.00 | 851,141.02 | 0.00 | 851,141.02 | 99.97 | 277.98 | 0.03 | |
| 1.2 | | 01 | 00 | 0003 | | 2 | 3 | 1 | 1 | 01 | Alimentos y bebidas para personas | 1101 | 20 | 1955 | 100 | 11,170.00 | 40,100.00 | 51,270.00 | 51,225.32 | 0.00 | 51,225.32 | 99.91 | 44.68 | 0.09 | |
| 1.2 | | 01 | 00 | 0003 | | 2 | 3 | 1 | 1 | 01 | Alimentos y bebidas para personas | 1101 | 30 | 9996 | 102 | 200,000.00 | 0.00 | 200,000.00 | 199,825.70 | 0.00 | 199,825.70 | 99.91 | 174.30 | 0.09 | |
| 1.2 | | 01 | 00 | 0003 | | 2 | 3 | 1 | 1 | 01 | Alimentos y bebidas para personas | 1101 | 30 | 9998 | 102 | 592,149.00 | 8,000.00 | 600,149.00 | 600,090.00 | 0.00 | 600,090.00 | 99.99 | 59.00 | 0.01 | |
| 1.2 | | 01 | 00 | 0003 | | 2 | 3 | 2 | | | TEXTILES Y VESTUARIOS | | | | | 100,200.00 | -98,800.00 | 1,400.00 | 1,400.00 | 0.00 | 1,400.00 | 100.00 | 0.00 | 0.00 | |
| 1.2 | | 01 | 00 | 0003 | | 2 | 3 | 2 | 3 | | Prendas y accesorios de vestir | | | | | 100,200.00 | -98,800.00 | 1,400.00 | 1,400.00 | 0.00 | 1,400.00 | 100.00 | 0.00 | 0.00 | |
| 1.2 | | 01 | 00 | 0003 | | 2 | 3 | 2 | 3 | 01 | Prendas y accesorios de vestir | 1101 | 20 | 1955 | 100 | 200.00 | -200.00 | 0.00 | 0.00 | 0.00 | 0.00 | 0.00 | 0.00 | 0.00 | 0.00 |
| 1.2 | | 01 | 00 | 0003 | | 2 | 3 | 2 | 3 | 01 | Prendas y accesorios de vestir | 1101 | 30 | 9996 | 102 | 100,000.00 | -98,600.00 | 1,400.00 | 1,400.00 | 0.00 | 1,400.00 | 100.00 | 0.00 | 0.00 | |
| 1.2 | | 01 | 00 | 0003 | | 2 | 3 | 3 | | | PRODUCTOS DE PAPEL, CARTON E IMPRESOS | | | | | 10,000.00 | 42,000.00 | 52,000.00 | 37,514.66 | 14,485.00 | 51,999.66 | 100.00 | 0.34 | 0.00 | |
| 1.2 | | 01 | 00 | 0003 | | 2 | 3 | 3 | 1 | | Papel de escritorio | | | | | 10,000.00 | 42,000.00 | 52,000.00 | 37,514.66 | 14,485.00 | 51,999.66 | 100.00 | 0.34 | 0.00 | |
| 1.2 | | 01 | 00 | 0003 | | 2 | 3 | 3 | 1 | 01 | Papel de escritorio | 1101 | 30 | 9996 | 102 | 0.00 | 42,000.00 | 42,000.00 | 27,514.66 | 14,485.00 | 41,999.66 | 100.00 | 0.34 | 0.00 | |
| 1.2 | | 01 | 00 | 0003 | | 2 | 3 | 3 | 1 | 01 | Papel de escritorio | 1101 | 30 | 9998 | 102 | 10,000.00 | 0.00 | 10,000.00 | 10,000.00 | 0.00 | 10,000.00 | 100.00 | 0.00 | 0.00 | |
| 1.2 | | 01 | 00 | 0003 | | 2 | 3 | 5 | | | PRODUCTOS DE CUERO, CAUCHO Y PLÁSTICO | | | | | 89,000.00 | 16,000.00 | 105,000.00 | 105,000.00 | 0.00 | 105,000.00 | 100.00 | 0.00 | 0.00 | |
| 1.2 | | 01 | 00 | 0003 | | 2 | 3 | 5 | 3 | | Llantas y neumáticos | | | | | 19,000.00 | 16,000.00 | 35,000.00 | 35,000.00 | 0.00 | 35,000.00 | 100.00 | 0.00 | 0.00 | |
| 1.2 | | 01 | 00 | 0003 | | 2 | 3 | 5 | 3 | 01 | Llantas y neumáticos | 1101 | 20 | 1955 | 100 | 10,000.00 | 0.00 | 10,000.00 | 10,000.00 | 0.00 | 10,000.00 | 100.00 | 0.00 | 0.00 | |
| 1.2 | | 01 | 00 | 0003 | | 2 | 3 | 5 | 3 | 01 | Llantas y neumáticos | 1101 | 30 | 9998 | 102 | 9,000.00 | 16,000.00 | 25,000.00 | 25,000.00 | 0.00 | 25,000.00 | 100.00 | 0.00 | 0.00 | |
| 1.2 | | 01 | 00 | 0003 | | 2 | 3 | 5 | 5 | 01 | Artículos de plástico | 1101 | 30 | 9995 | 102 | 70,000.00 | 0.00 | 70,000.00 | 70,000.00 | 0.00 | 70,000.00 | 100.00 | 0.00 | 0.00 | |
| 1.2 | | 01 | 00 | 0003 | | 2 | 3 | 7 | | | COMBUSTIBLES, LUBRICANTES, PRODUCTOS QUIMICOS Y CONEXOS | | | | | 137,250.00 | -120,100.00 | 17,150.00 | 15,492.00 | 1,525.00 | 17,017.00 | 99.22 | 133.00 | 0.78 | |
| 1.2 | | 01 | 00 | 0003 | | 2 | 3 | 7 | 1 | | Combustibles y lubricantes | | | | | 137,250.00 | -120,100.00 | 17,150.00 | 15,492.00 | 1,525.00 | 17,017.00 | 99.22 | 133.00 | 0.78 | |

MINISTERIO DE HACIENDA
DIRECCION GENERAL DE PRESUPUESTO
EJECUCIÓN TRIMESTRAL DE LOS GASTOS Y APLICACIONES FINANCIERAS POR DESTINO DE FONDOS Y ESTRUCTURA PROGRAMATICA
CORRESPONDIENTE AL CUARTO TRIMESTRE DEL AÑO 2024

Código del Capítulo: **7222**

Denominación: **Junta de Distrito Municipal de Hato del Yaque**

| Destino de Fondos | Estructura Programática | | | | | SNIP | Clasificador del Gasto | | | | | Función | Fuente Financiamiento | Fuente Específica | Organismo Financiado | Presupuesto | | | Devengado | | | | Balance Disponible | % Balance Disponible |
|-------------------|---------------------------|----------|----------|----------------|---|------|------------------------|--------|--------|-----------|--|---------|-----------------------|-------------------|----------------------|------------------------|-------------------|-------------------|-------------------|--------------------|-------------------|---------------|--------------------|----------------------|
| | Partidas no Asig. a Prog. | Programa | Proyecto | Actividad/Obra | | | Tipo | Objeto | Cuenta | Subcuenta | Auxiliar | | | | | Denominación del Gasto | Original | Modificaciones | Vigente | Acumulado Anterior | Trimestre | A la Fecha | | |
| 1 | 2 | 3 | 4 | 5 | 6 | 7 | 8 | 9 | 10 | 11 | 12 | 13 | 14 | 15 | 16 | 17 | 18 | 19 = 17 +/- 18 | 20 | 21 | 22 = 20 + 21 | 23 = 22 ÷ 19 | 24 = 19 - 22 | 25 = 24 ÷ 19 |
| 1.2 | | 01 | 00 | 0003 | | 2 | 3 | 7 | 1 | 01 | Gasolina | 1101 | 20 | 1955 | 100 | 58,500.00 | -56,100.00 | 2,400.00 | 2,350.00 | 0.00 | 2,350.00 | 97.92 | 50.00 | 2.08 |
| 1.2 | | 01 | 00 | 0003 | | 2 | 3 | 7 | 1 | 01 | Gasolina | 1101 | 30 | 9996 | 102 | 71,550.00 | -70,000.00 | 1,550.00 | 0.00 | 1,525.00 | 1,525.00 | 98.39 | 25.00 | 1.61 |
| 1.2 | | 01 | 00 | 0003 | | 2 | 3 | 7 | 1 | 04 | Gas GLP | 1101 | 20 | 1955 | 100 | 7,200.00 | 6,000.00 | 13,200.00 | 13,142.00 | 0.00 | 13,142.00 | 99.56 | 58.00 | 0.44 |
| 1.2 | | 01 | 00 | 0003 | | 2 | 3 | 9 | | | PRODUCTOS Y UTILES VARIOS | | | | | 195,000.00 | 52,500.00 | 247,500.00 | 241,736.53 | 5,189.00 | 246,925.53 | 99.77 | 574.47 | 0.23 |
| 1.2 | | 01 | 00 | 0003 | | 2 | 3 | 9 | 1 | 01 | Material para limpieza | 1101 | 30 | 9996 | 102 | 70,000.00 | 30,000.00 | 100,000.00 | 99,926.37 | 0.00 | 99,926.37 | 99.93 | 73.63 | 0.07 |
| 1.2 | | 01 | 00 | 0003 | | 2 | 3 | 9 | 2 | | Útiles de escritorio, oficina, informática, escolares y de enseñanza | | | | | 100,000.00 | 4,500.00 | 104,500.00 | 98,846.00 | 5,154.00 | 104,000.00 | 99.52 | 500.00 | 0.48 |
| 1.2 | | 01 | 00 | 0003 | | 2 | 3 | 9 | 2 | 01 | Útiles de escritorio, oficina e informática | 1101 | 20 | 1955 | 100 | 30,000.00 | 3,200.00 | 33,200.00 | 28,945.00 | 4,055.00 | 33,000.00 | 99.40 | 200.00 | 0.60 |
| 1.2 | | 01 | 00 | 0003 | | 2 | 3 | 9 | 2 | 01 | Útiles de escritorio, oficina e informática | 1101 | 30 | 9996 | 102 | 0.00 | 1,300.00 | 1,300.00 | 0.00 | 1,000.00 | 1,000.00 | 76.92 | 300.00 | 23.08 |
| 1.2 | | 01 | 00 | 0003 | | 2 | 3 | 9 | 2 | 01 | Útiles de escritorio, oficina e informática | 1101 | 30 | 9998 | 102 | 70,000.00 | 0.00 | 70,000.00 | 69,901.00 | 99.00 | 70,000.00 | 100.00 | 0.00 | 0.00 |
| 1.2 | | 01 | 00 | 0003 | | 2 | 3 | 9 | 6 | 01 | Productos eléctricos y afines | 1101 | 30 | 9995 | 102 | 25,000.00 | 18,000.00 | 43,000.00 | 42,964.16 | 35.00 | 42,999.16 | 100.00 | 0.84 | 0.00 |
| 1.2 | | 01 | 00 | 0004 | | | | | | | Servicios Administrativos y Financieros | | | | | 294,758.00 | -79,500.00 | 215,258.00 | 166,976.44 | 42,470.14 | 209,446.58 | 97.30 | 5,811.42 | 2.70 |
| 1.2 | | 01 | 00 | 0004 | | 2 | 2 | | | | CONTRATACIÓN DE SERVICIOS | | | | | 202,000.00 | 0.00 | 202,000.00 | 154,300.44 | 41,888.14 | 196,188.58 | 97.12 | 5,811.42 | 2.88 |
| 1.2 | | 01 | 00 | 0004 | | 2 | 2 | 5 | | | ALQUILERES Y RENTAS | | | | | 120,000.00 | 39,000.00 | 159,000.00 | 129,000.00 | 30,000.00 | 159,000.00 | 100.00 | 0.00 | 0.00 |
| 1.2 | | 01 | 00 | 0004 | | 2 | 2 | 5 | 4 | | Alquileres de equipos de transporte, tracción y elevación | | | | | 120,000.00 | 39,000.00 | 159,000.00 | 129,000.00 | 30,000.00 | 159,000.00 | 100.00 | 0.00 | 0.00 |
| 1.2 | | 01 | 00 | 0004 | | 2 | 2 | 5 | 4 | 01 | Alquileres de equipos de transporte, tracción y elevación | 1102 | 20 | 1955 | 100 | 120,000.00 | 0.00 | 120,000.00 | 119,000.00 | 1,000.00 | 120,000.00 | 100.00 | 0.00 | 0.00 |
| 1.2 | | 01 | 00 | 0004 | | 2 | 2 | 5 | 4 | 01 | Alquileres de equipos de transporte, tracción y elevación | 1102 | 30 | 9998 | 102 | 0.00 | 39,000.00 | 39,000.00 | 10,000.00 | 29,000.00 | 39,000.00 | 100.00 | 0.00 | 0.00 |
| 1.2 | | 01 | 00 | 0004 | | 2 | 2 | 8 | | | OTROS SERVICIOS NO INCLUIDOS EN CONCEPTOS ANTERIORES | | | | | 82,000.00 | -39,000.00 | 43,000.00 | 25,300.44 | 11,888.14 | 37,188.58 | 86.49 | 5,811.42 | 13.51 |
| 1.2 | | 01 | 00 | 0004 | | 2 | 2 | 8 | 2 | 01 | Comisiones y gastos bancarios | 1102 | 20 | 1955 | 100 | 40,000.00 | 0.00 | 40,000.00 | 25,300.44 | 11,888.14 | 37,188.58 | 92.97 | 2,811.42 | 7.03 |
| 1.2 | | 01 | 00 | 0004 | | 2 | 2 | 8 | 7 | 05 | Servicios de informática y sistemas computarizados | 1102 | 30 | 9998 | 102 | 42,000.00 | -39,000.00 | 3,000.00 | 0.00 | 0.00 | 0.00 | 0.00 | 3,000.00 | 100.00 |

MINISTERIO DE HACIENDA
DIRECCION GENERAL DE PRESUPUESTO
EJECUCIÓN TRIMESTRAL DE LOS GASTOS Y APLICACIONES FINANCIERAS POR DESTINO DE FONDOS Y ESTRUCTURA PROGRAMATICA
CORRESPONDIENTE AL CUARTO TRIMESTRE DEL AÑO 2024

Código del Capítulo: **7222**

Denominación: **Junta de Distrito Municipal de Hato del Yaque**

| Destino de Fondos | Estructura Programática | | | | | SNIP | Clasificador del Gasto | | | | | Función | Fuente Financiamiento | Fuente Especifica | Organismo Financador | Presupuesto | | | Devengado | | | | Balance Disponible | % Balance Disponible |
|-------------------|---------------------------|----------|----------|----------------|------|------|------------------------|--------|-----------|--|---|---------|-----------------------|-------------------|----------------------|---------------|----------------|--------------|--------------------|-----------|------------|------------------------|--------------------|----------------------|
| | Partidas no Asig. a Prog. | Programa | Proyecto | Actividad/Obra | Tipo | | Objeto | Cuenta | Subcuenta | Auxiliar | Denominación del Gasto | | | | | Original | Modificaciones | Vigente | Acumulado Anterior | Trimestre | A la Fecha | % Devengado a la Fecha | | |
| | | | | | | | | | | | | | | | | | | | | | | | | |
| 1.2 | 01 | 00 | 0004 | | 2 | 3 | | | | MATERIALES Y SUMINISTROS | | | | 92,758.00 | -79,500.00 | 13,258.00 | 12,676.00 | 582.00 | 13,258.00 | 100.00 | 0.00 | 0.00 | | |
| 1.2 | 01 | 00 | 0004 | | 2 | 3 | 1 | | | ALIMENTOS Y PRODUCTOS AGROFORESTALES | | | | 12,176.00 | 0.00 | 12,176.00 | 12,176.00 | 0.00 | 12,176.00 | 100.00 | 0.00 | 0.00 | | |
| 1.2 | 01 | 00 | 0004 | | 2 | 3 | 1 | 1 | 01 | Alimentos y bebidas para personas | 1102 | 20 | 1955 | 100 | 12,176.00 | 0.00 | 12,176.00 | 12,176.00 | 0.00 | 12,176.00 | 100.00 | 0.00 | 0.00 | |
| 1.2 | 01 | 00 | 0004 | | 2 | 3 | 3 | | | PRODUCTOS DE PAPEL, CARTON E IMPRESOS | | | | 582.00 | 0.00 | 582.00 | 0.00 | 582.00 | 582.00 | 100.00 | 0.00 | 0.00 | | |
| 1.2 | 01 | 00 | 0004 | | 2 | 3 | 3 | 1 | 01 | Papel de escritorio | 1102 | 30 | 9998 | 102 | 582.00 | 0.00 | 582.00 | 0.00 | 582.00 | 582.00 | 100.00 | 0.00 | 0.00 | |
| 1.2 | 01 | 00 | 0004 | | 2 | 3 | 7 | | | COMBUSTIBLES, LUBRICANTES, PRODUCTOS QUIMICOS Y CONEXOS | | | | 80,000.00 | -79,500.00 | 500.00 | 500.00 | 0.00 | 500.00 | 100.00 | 0.00 | 0.00 | | |
| 1.2 | 01 | 00 | 0004 | | 2 | 3 | 7 | 1 | 01 | Gasolina | 1102 | 20 | 1955 | 100 | 80,000.00 | -79,500.00 | 500.00 | 500.00 | 0.00 | 500.00 | 100.00 | 0.00 | 0.00 | |
| 1.2 | | 12 | | | | | | | | Gestión y Administración de Servicios Públicos | | | | 17,335,610.00 | 0.00 | 17,335,610.00 | 11,291,509.64 | 5,589,421.90 | 16,880,931.54 | 97.38 | 454,678.46 | 2.62 | | |
| 1.2 | | 12 | 00 | 0001 | | | | | | Administración de los Servicios Públicos | | | | 0.00 | 140,000.00 | 140,000.00 | 87,744.34 | 52,254.00 | 139,998.34 | 100.00 | 1.66 | 0.00 | | |
| 1.2 | | 12 | 00 | 0001 | | 2 | 2 | | | CONTRATACIÓN DE SERVICIOS | | | | 0.00 | 102,000.00 | 102,000.00 | 53,236.00 | 48,764.00 | 102,000.00 | 100.00 | 0.00 | 0.00 | | |
| 1.2 | | 12 | 00 | 0001 | | 2 | 2 | 5 | | ALQUILERES Y RENTAS | | | | 0.00 | 56,000.00 | 56,000.00 | 10,000.00 | 46,000.00 | 56,000.00 | 100.00 | 0.00 | 0.00 | | |
| 1.2 | | 12 | 00 | 0001 | | 2 | 2 | 5 | 4 | 01 | Alquileres de equipos de transporte, tracción y elevación | 1102 | 20 | 1955 | 100 | 0.00 | 56,000.00 | 56,000.00 | 10,000.00 | 46,000.00 | 56,000.00 | 100.00 | 0.00 | 0.00 |
| 1.2 | | 12 | 00 | 0001 | | 2 | 2 | 7 | | SERVICIOS DE CONSERVACION, REPARACIONES MENORES E INSTALACIONES TEMPORALES | | | | 0.00 | 46,000.00 | 46,000.00 | 43,236.00 | 2,764.00 | 46,000.00 | 100.00 | 0.00 | 0.00 | | |
| 1.2 | | 12 | 00 | 0001 | | 2 | 2 | 7 | 1 | 01 | Mantenimiento y reparaciones menores en edificaciones | 1102 | 20 | 1955 | 100 | 0.00 | 46,000.00 | 46,000.00 | 43,236.00 | 2,764.00 | 46,000.00 | 100.00 | 0.00 | 0.00 |
| 1.2 | | 12 | 00 | 0001 | | 2 | 3 | | | MATERIALES Y SUMINISTROS | | | | 0.00 | 38,000.00 | 38,000.00 | 34,508.34 | 3,490.00 | 37,998.34 | 100.00 | 1.66 | 0.00 | | |
| 1.2 | | 12 | 00 | 0001 | | 2 | 3 | 9 | | PRODUCTOS Y UTILES VARIOS | | | | 0.00 | 38,000.00 | 38,000.00 | 34,508.34 | 3,490.00 | 37,998.34 | 100.00 | 1.66 | 0.00 | | |
| 1.2 | | 12 | 00 | 0001 | | 2 | 3 | 9 | 1 | 01 | Material para limpieza | 1102 | 20 | 1955 | 100 | 0.00 | 8,000.00 | 8,000.00 | 4,975.34 | 3,023.00 | 7,998.34 | 99.98 | 1.66 | 0.02 |

MINISTERIO DE HACIENDA
DIRECCION GENERAL DE PRESUPUESTO
EJECUCIÓN TRIMESTRAL DE LOS GASTOS Y APLICACIONES FINANCIERAS POR DESTINO DE FONDOS Y ESTRUCTURA PROGRAMATICA
CORRESPONDIENTE AL CUARTO TRIMESTRE DEL AÑO 2024

Código del Capítulo: **7222**

Denominación: **Junta de Distrito Municipal de Hato del Yaque**

| Destino de Fondos | Estructura Programática | | | | | SNIP | Clasificador del Gasto | | | | | Función | Fuente Financiamiento | Fuente Especifica | Organismo Financador | Presupuesto | | | Devengado | | | | Balance Disponible | % Balance Disponible | |
|-------------------|---------------------------|----------|----------|----------------|---|------|------------------------|--------|--------|-----------|--|---------|-----------------------|-------------------|----------------------|------------------------|-------------|----------------|--------------|--------------------|--------------|--------------|--------------------|----------------------|------------------------|
| | Partidas no Asig. a Prog. | Programa | Proyecto | Actividad/Obra | | | Tipo | Objeto | Cuenta | Subcuenta | Auxiliar | | | | | Denominación del Gasto | Original | Modificaciones | Vigente | Acumulado Anterior | Trimestre | A la Fecha | | | % Devengado a la Fecha |
| 1 | 2 | 3 | 4 | 5 | 6 | 7 | 8 | 9 | 10 | 11 | 12 | 13 | 14 | 15 | 16 | 17 | 18 | 19 = 17 +/- 18 | 20 | 21 | 22 = 20 + 21 | 23 = 22 ÷ 19 | 24 = 19 - 22 | 25 = 24 ÷ 19 | |
| 1.2 | | 12 | 00 | 0001 | | 2 | 3 | 9 | 6 | 01 | Productos eléctricos y afines | 1102 | 20 | 1955 | 100 | 0.00 | 30,000.00 | 30,000.00 | 29,533.00 | 467.00 | 30,000.00 | 100.00 | 0.00 | 0.00 | |
| 1.2 | | 12 | 00 | 0002 | | | | | | | Ornato y Saneamiento de Calles, Plazas y Parques | | | | | 2,397,927.00 | -27,969.00 | 2,369,958.00 | 1,665,273.90 | 674,837.67 | 2,340,111.57 | 98.74 | 29,846.43 | 1.26 | |
| 1.2 | | 12 | 00 | 0002 | | 2 | 1 | | | | REMUNERACIONES Y CONTRIBUCIONES | | | | | 2,227,927.00 | 22,031.00 | 2,249,958.00 | 1,585,273.90 | 644,837.67 | 2,230,111.57 | 99.12 | 19,846.43 | 0.88 | |
| 1.2 | | 12 | 00 | 0002 | | 2 | 1 | 1 | | | REMUNERACIONES | | | | | 2,094,000.00 | 20,000.00 | 2,114,000.00 | 1,462,000.00 | 632,525.67 | 2,094,525.67 | 99.08 | 19,474.33 | 0.92 | |
| 1.2 | | 12 | 00 | 0002 | | 2 | 1 | 1 | 1 | 01 | Sueldos fijos | 3299 | 20 | 1955 | 100 | 1,932,000.00 | 20,000.00 | 1,952,000.00 | 1,462,000.00 | 480,600.00 | 1,942,600.00 | 99.52 | 9,400.00 | 0.48 | |
| 1.2 | | 12 | 00 | 0002 | | 2 | 1 | 1 | 2 | 06 | Jornales | 3299 | 30 | 9995 | 102 | 1,000.00 | 0.00 | 1,000.00 | 0.00 | 0.00 | 0.00 | 0.00 | 1,000.00 | 100.00 | |
| 1.2 | | 12 | 00 | 0002 | | 2 | 1 | 1 | 4 | 01 | Sueldo Anual No. 13 | 3299 | 20 | 1955 | 100 | 161,000.00 | 0.00 | 161,000.00 | 0.00 | 151,925.67 | 151,925.67 | 94.36 | 9,074.33 | 5.64 | |
| 1.2 | | 12 | 00 | 0002 | | 2 | 1 | 5 | | | CONTRIBUCIONES A LA SEGURIDAD SOCIAL | | | | | 133,927.00 | 2,031.00 | 135,958.00 | 123,273.90 | 12,312.00 | 135,585.90 | 99.73 | 372.10 | 0.27 | |
| 1.2 | | 12 | 00 | 0002 | | 2 | 1 | 5 | 1 | 01 | Contribuciones al seguro de salud | 3299 | 20 | 1955 | 100 | 61,560.00 | 903.00 | 62,463.00 | 56,790.90 | 5,672.00 | 62,462.90 | 100.00 | 0.10 | 0.00 | |
| 1.2 | | 12 | 00 | 0002 | | 2 | 1 | 5 | 2 | 01 | Contribuciones al seguro de pensiones | 3299 | 20 | 1955 | 100 | 61,423.00 | 1,128.00 | 62,551.00 | 56,871.00 | 5,680.00 | 62,551.00 | 100.00 | 0.00 | 0.00 | |
| 1.2 | | 12 | 00 | 0002 | | 2 | 1 | 5 | 3 | 01 | Contribuciones al seguro de riesgo laboral | 3299 | 20 | 1955 | 100 | 10,944.00 | 0.00 | 10,944.00 | 9,612.00 | 960.00 | 10,572.00 | 96.60 | 372.00 | 3.40 | |
| 1.2 | | 12 | 00 | 0002 | | 2 | 2 | | | | CONTRATACIÓN DE SERVICIOS | | | | | 170,000.00 | -50,000.00 | 120,000.00 | 80,000.00 | 30,000.00 | 110,000.00 | 91.67 | 10,000.00 | 8.33 | |
| 1.2 | | 12 | 00 | 0002 | | 2 | 2 | 5 | | | ALQUILERES Y RENTAS | | | | | 120,000.00 | 0.00 | 120,000.00 | 80,000.00 | 30,000.00 | 110,000.00 | 91.67 | 10,000.00 | 8.33 | |
| 1.2 | | 12 | 00 | 0002 | | 2 | 2 | 5 | 4 | 01 | Alquileres de equipos de transporte, tracción y elevación | 3299 | 20 | 1955 | 100 | 120,000.00 | 0.00 | 120,000.00 | 80,000.00 | 30,000.00 | 110,000.00 | 91.67 | 10,000.00 | 8.33 | |
| 1.2 | | 12 | 00 | 0002 | | 2 | 2 | 7 | | | SERVICIOS DE CONSERVACION, REPARACIONES MENORES E INSTALACIONES TEMPORALES | | | | | 50,000.00 | -50,000.00 | 0.00 | 0.00 | 0.00 | 0.00 | 0.00 | 0.00 | 100.00 | |
| 1.2 | | 12 | 00 | 0002 | | 2 | 2 | 7 | 1 | 07 | Mantenimiento, reparación y Servicios de pintura y sus derivados | 3299 | 20 | 1955 | 100 | 50,000.00 | -50,000.00 | 0.00 | 0.00 | 0.00 | 0.00 | 0.00 | 0.00 | 0.00 | 0.00 |
| 1.2 | | 12 | 00 | 0003 | | | | | | | Manejo de Residuos Sólidos | | | | | 8,135,019.00 | 737,697.00 | 8,872,716.00 | 5,377,842.50 | 3,249,814.71 | 8,627,657.21 | 97.24 | 245,058.79 | 2.76 | |
| 1.2 | | 12 | 00 | 0003 | | 2 | 1 | | | | REMUNERACIONES Y CONTRIBUCIONES | | | | | 7,784,938.00 | -242,031.00 | 7,542,907.00 | 5,084,108.34 | 2,317,583.16 | 7,401,691.50 | 98.13 | 141,215.50 | 1.87 | |

MINISTERIO DE HACIENDA
DIRECCION GENERAL DE PRESUPUESTO
EJECUCIÓN TRIMESTRAL DE LOS GASTOS Y APLICACIONES FINANCIERAS POR DESTINO DE FONDOS Y ESTRUCTURA PROGRAMATICA
CORRESPONDIENTE AL CUARTO TRIMESTRE DEL AÑO 2024

Código del Capítulo: **7222**

Denominación: **Junta de Distrito Municipal de Hato del Yaque**

| Destino de Fondos | Estructura Programática | | | | | SNIP | Clasificador del Gasto | | | | | Función | Fuente Financiamiento | Fuente Especifica | Organismo Financador | Presupuesto | | | Devengado | | | | Balance Disponible | % Balance Disponible | |
|-------------------|---------------------------|----------|----------|----------------|---|------|------------------------|--------|--------|-----------|--|---------|-----------------------|-------------------|----------------------|------------------------|-------------|----------------|--------------|--------------------|--------------|--------------|--------------------|----------------------|------------------------|
| | Partidas no Asig. a Prog. | Programa | Proyecto | Actividad/Obra | | | Tipo | Objeto | Cuenta | Subcuenta | Auxiliar | | | | | Denominación del Gasto | Original | Modificaciones | Vigente | Acumulado Anterior | Trimestre | A la Fecha | | | % Devengado a la Fecha |
| 1 | 2 | 3 | 4 | 5 | 6 | 7 | 8 | 9 | 10 | 11 | 12 | 13 | 14 | 15 | 16 | 17 | 18 | 19 = 17 +/- 18 | 20 | 21 | 22 = 20 + 21 | 23 = 22 ÷ 19 | 24 = 19 - 22 | 25 = 24 ÷ 19 | |
| 1.2 | | 12 | 00 | 0003 | | 2 | 1 | 1 | | | REMUNERACIONES | | | | | 7,226,500.00 | -280,000.00 | 6,946,500.00 | 4,791,306.28 | 2,145,229.69 | 6,936,535.97 | 99.86 | 9,964.03 | 0.14 | |
| 1.2 | | 12 | 00 | 0003 | | 2 | 1 | 1 | 1 | 01 | Sueldos fijos | 3202 | 20 | 1955 | 100 | 6,666,000.00 | -280,000.00 | 6,386,000.00 | 4,791,306.28 | 1,592,532.76 | 6,383,839.04 | 99.97 | 2,160.96 | 0.03 | |
| 1.2 | | 12 | 00 | 0003 | | 2 | 1 | 1 | 4 | 01 | Sueldo Anual No. 13 | 3202 | 20 | 1955 | 100 | 555,500.00 | 0.00 | 555,500.00 | 0.00 | 552,696.93 | 552,696.93 | 99.50 | 2,803.07 | 0.50 | |
| 1.2 | | 12 | 00 | 0003 | | 2 | 1 | 1 | 5 | 03 | Prestación laboral por desvinculación | 3202 | 20 | 1955 | 100 | 5,000.00 | 0.00 | 5,000.00 | 0.00 | 0.00 | 0.00 | 0.00 | 0.00 | 5,000.00 | 100.00 |
| 1.2 | | 12 | 00 | 0003 | | 2 | 1 | 2 | | | SOBRESUELDOS | | | | | 116,713.00 | 40,000.00 | 156,713.00 | 113,025.00 | 34,445.57 | 147,470.57 | 94.10 | 9,242.43 | 5.90 | |
| 1.2 | | 12 | 00 | 0003 | | 2 | 1 | 2 | 2 | 08 | Compensaciones especiales | 3202 | 20 | 1955 | 100 | 116,713.00 | 40,000.00 | 156,713.00 | 113,025.00 | 34,445.57 | 147,470.57 | 94.10 | 9,242.43 | 5.90 | |
| 1.2 | | 12 | 00 | 0003 | | 2 | 1 | 5 | | | CONTRIBUCIONES A LA SEGURIDAD SOCIAL | | | | | 441,725.00 | -2,031.00 | 439,694.00 | 179,777.06 | 137,907.90 | 317,684.96 | 72.25 | 122,009.04 | 27.75 | |
| 1.2 | | 12 | 00 | 0003 | | 2 | 1 | 5 | 1 | 01 | Contribuciones al seguro de salud | 3202 | 20 | 1955 | 100 | 203,040.00 | -2,031.00 | 201,009.00 | 73,418.15 | 68,906.95 | 142,325.10 | 70.81 | 58,683.90 | 29.19 | |
| 1.2 | | 12 | 00 | 0003 | | 2 | 1 | 5 | 2 | 01 | Contribuciones al seguro de pensiones | 3202 | 20 | 1955 | 100 | 202,589.00 | 0.00 | 202,589.00 | 73,690.89 | 69,000.95 | 142,691.84 | 70.43 | 59,897.16 | 29.57 | |
| 1.2 | | 12 | 00 | 0003 | | 2 | 1 | 5 | 3 | 01 | Contribuciones al seguro de riesgo laboral | 3202 | 20 | 1955 | 100 | 36,096.00 | 0.00 | 36,096.00 | 32,668.02 | 0.00 | 32,668.02 | 90.50 | 3,427.98 | 9.50 | |
| 1.2 | | 12 | 00 | 0003 | | 2 | 2 | | | | CONTRATACIÓN DE SERVICIOS | | | | | 10,000.00 | 249,000.00 | 259,000.00 | 21,200.00 | 180,933.00 | 202,133.00 | 78.04 | 56,867.00 | 21.96 | |
| 1.2 | | 12 | 00 | 0003 | | 2 | 2 | 2 | | | PUBLICIDAD IMPRESIÓN Y ENCUADERNACION | | | | | 0.00 | 50,000.00 | 50,000.00 | 0.00 | 29,674.00 | 29,674.00 | 59.35 | 20,326.00 | 40.65 | |
| 1.2 | | 12 | 00 | 0003 | | 2 | 2 | 2 | 2 | 01 | Impresión, encuadernación y rotulación | 3202 | 20 | 1955 | 100 | 0.00 | 50,000.00 | 50,000.00 | 0.00 | 29,674.00 | 29,674.00 | 59.35 | 20,326.00 | 40.65 | |
| 1.2 | | 12 | 00 | 0003 | | 2 | 2 | 7 | | | SERVICIOS DE CONSERVACION, REPARACIONES MENORES E INSTALACIONES TEMPORALES | | | | | 10,000.00 | 169,000.00 | 179,000.00 | 21,200.00 | 150,149.00 | 171,349.00 | 95.73 | 7,651.00 | 4.27 | |
| 1.2 | | 12 | 00 | 0003 | | 2 | 2 | 7 | 1 | | Contratación de mantenimiento y reparaciones menores | | | | | 0.00 | 32,000.00 | 32,000.00 | 0.00 | 24,400.00 | 24,400.00 | 76.25 | 7,600.00 | 23.75 | |
| 1.2 | | 12 | 00 | 0003 | | 2 | 2 | 7 | 1 | 01 | Mantenimiento y reparaciones menores en edificaciones | 3202 | 20 | 1955 | 100 | 0.00 | 25,000.00 | 25,000.00 | 0.00 | 23,900.00 | 23,900.00 | 95.60 | 1,100.00 | 4.40 | |
| 1.2 | | 12 | 00 | 0003 | | 2 | 2 | 7 | 1 | 01 | Mantenimiento y reparaciones menores en edificaciones | 3202 | 30 | 9995 | 102 | 0.00 | 7,000.00 | 7,000.00 | 0.00 | 500.00 | 500.00 | 7.14 | 6,500.00 | 92.86 | |
| 1.2 | | 12 | 00 | 0003 | | 2 | 2 | 7 | 2 | | Mantenimiento y reparación de maquinarias y equipos | | | | | 10,000.00 | 137,000.00 | 147,000.00 | 21,200.00 | 125,749.00 | 146,949.00 | 99.97 | 51.00 | 0.03 | |

MINISTERIO DE HACIENDA
DIRECCION GENERAL DE PRESUPUESTO
EJECUCIÓN TRIMESTRAL DE LOS GASTOS Y APLICACIONES FINANCIERAS POR DESTINO DE FONDOS Y ESTRUCTURA PROGRAMATICA
CORRESPONDIENTE AL CUARTO TRIMESTRE DEL AÑO 2024

Código del Capítulo: **7222**

Denominación: **Junta de Distrito Municipal de Hato del Yaque**

| Destino de Fondos | Estructura Programática | | | | | SNIP | Clasificador del Gasto | | | | | Función | Fuente Financiamiento | Fuente Especifica | Organismo Financador | Presupuesto | | | Devengado | | | | Balance Disponible | % Balance Disponible |
|-------------------|---------------------------|----------|----------|----------------|---|------|------------------------|--------|--------|-----------|---|---------|-----------------------|-------------------|----------------------|------------------------|-------------------|---------------------|-------------------|--------------------|---------------------|--------------|--------------------|----------------------|
| | Partidas no Asig. a Prog. | Programa | Proyecto | Actividad/Obra | | | Tipo | Objeto | Cuenta | Subcuenta | Auxiliar | | | | | Denominación del Gasto | Original | Modificaciones | Vigente | Acumulado Anterior | Trimestre | A la Fecha | | |
| 1 | 2 | 3 | 4 | 5 | 6 | 7 | 8 | 9 | 10 | 11 | 12 | 13 | 14 | 15 | 16 | 17 | 18 | 19 = 17 +/- 18 | 20 | 21 | 22 = 20 + 21 | 23 = 22 ÷ 19 | 24 = 19 - 22 | 25 = 24 ÷ 19 |
| 1.2 | | 12 | 00 | 0003 | | 2 | 2 | 7 | 2 | 06 | Mantenimiento y reparación de equipos de transporte, tracción y elevación | 3202 | 20 | 1955 | 100 | 10,000.00 | 82,000.00 | 92,000.00 | 21,200.00 | 70,770.00 | 91,970.00 | 99.97 | 30.00 | 0.03 |
| 1.2 | | 12 | 00 | 0003 | | 2 | 2 | 7 | 2 | 06 | Mantenimiento y reparación de equipos de transporte, tracción y elevación | 3202 | 30 | 9995 | 102 | 0.00 | 55,000.00 | 55,000.00 | 0.00 | 54,979.00 | 54,979.00 | 99.96 | 21.00 | 0.04 |
| 1.2 | | 12 | 00 | 0003 | | 2 | 2 | 8 | | | OTROS SERVICIOS NO INCLUIDOS EN CONCEPTOS ANTERIORES | | | | | 0.00 | 30,000.00 | 30,000.00 | 0.00 | 1,110.00 | 1,110.00 | 3.70 | 28,890.00 | 96.30 |
| 1.2 | | 12 | 00 | 0003 | | 2 | 2 | 8 | 5 | 03 | Limpieza e higiene | 3202 | 20 | 1955 | 100 | 0.00 | 30,000.00 | 30,000.00 | 0.00 | 1,110.00 | 1,110.00 | 3.70 | 28,890.00 | 96.30 |
| 1.2 | | 12 | 00 | 0003 | | 2 | 3 | | | | MATERIALES Y SUMINISTROS | | | | | 340,081.00 | 730,728.00 | 1,070,809.00 | 272,534.16 | 751,298.55 | 1,023,832.71 | 95.61 | 46,976.29 | 4.39 |
| 1.2 | | 12 | 00 | 0003 | | 2 | 3 | 1 | | | ALIMENTOS Y PRODUCTOS AGROFORESTALES | | | | | 12,875.00 | 735,783.00 | 748,658.00 | 112,800.77 | 608,615.45 | 721,416.22 | 96.36 | 27,241.78 | 3.64 |
| 1.2 | | 12 | 00 | 0003 | | 2 | 3 | 1 | 1 | | Alimentos y bebidas para personas | | | | | 2,454.00 | 735,083.00 | 737,537.00 | 102,450.00 | 607,870.45 | 710,320.45 | 96.31 | 27,216.55 | 3.69 |
| 1.2 | | 12 | 00 | 0003 | | 2 | 3 | 1 | 1 | 01 | Alimentos y bebidas para personas | 3202 | 20 | 1955 | 100 | 2,454.00 | 725,083.00 | 727,537.00 | 102,450.00 | 597,886.45 | 700,336.45 | 96.26 | 27,200.55 | 3.74 |
| 1.2 | | 12 | 00 | 0003 | | 2 | 3 | 1 | 1 | 01 | Alimentos y bebidas para personas | 3202 | 30 | 9995 | 102 | 0.00 | 10,000.00 | 10,000.00 | 0.00 | 9,984.00 | 9,984.00 | 99.84 | 16.00 | 0.16 |
| 1.2 | | 12 | 00 | 0003 | | 2 | 3 | 1 | 3 | | Productos agroforestales y pecuarios | | | | | 10,421.00 | 700.00 | 11,121.00 | 10,350.77 | 745.00 | 11,095.77 | 99.77 | 25.23 | 0.23 |
| 1.2 | | 12 | 00 | 0003 | | 2 | 3 | 1 | 3 | 03 | Productos Forestales | 3202 | 20 | 1955 | 100 | 10,421.00 | 0.00 | 10,421.00 | 10,350.77 | 45.00 | 10,395.77 | 99.76 | 25.23 | 0.24 |
| 1.2 | | 12 | 00 | 0003 | | 2 | 3 | 1 | 3 | 03 | Productos Forestales | 3202 | 30 | 9995 | 102 | 0.00 | 700.00 | 700.00 | 0.00 | 700.00 | 700.00 | 100.00 | 0.00 | 0.00 |
| 1.2 | | 12 | 00 | 0003 | | 2 | 3 | 5 | | | PRODUCTOS DE CUERO, CAUCHO Y PLÁSTICO | | | | | 14,400.00 | 20,000.00 | 34,400.00 | 6,000.00 | 16,650.00 | 22,650.00 | 65.84 | 11,750.00 | 34.16 |
| 1.2 | | 12 | 00 | 0003 | | 2 | 3 | 5 | 3 | 01 | Llantas y neumáticos | 3202 | 20 | 1955 | 100 | 0.00 | 20,000.00 | 20,000.00 | 0.00 | 12,400.00 | 12,400.00 | 62.00 | 7,600.00 | 38.00 |
| 1.2 | | 12 | 00 | 0003 | | 2 | 3 | 5 | 4 | 01 | Productos de caucho | 3202 | 20 | 1955 | 100 | 14,400.00 | 0.00 | 14,400.00 | 6,000.00 | 4,250.00 | 10,250.00 | 71.18 | 4,150.00 | 28.82 |
| 1.2 | | 12 | 00 | 0003 | | 2 | 3 | 6 | | | PRODUCTOS DE MINERALES, METALICOS Y NO METALICOS | | | | | 60,000.00 | 6,000.00 | 66,000.00 | 30,750.00 | 35,000.00 | 65,750.00 | 99.62 | 250.00 | 0.38 |
| 1.2 | | 12 | 00 | 0003 | | 2 | 3 | 6 | 3 | | Productos metalicos y sus derivados | | | | | 60,000.00 | 6,000.00 | 66,000.00 | 30,750.00 | 35,000.00 | 65,750.00 | 99.62 | 250.00 | 0.38 |
| 1.2 | | 12 | 00 | 0003 | | 2 | 3 | 6 | 3 | 04 | Herramientas menores | 3202 | 20 | 1955 | 100 | 0.00 | 35,000.00 | 35,000.00 | 0.00 | 35,000.00 | 35,000.00 | 100.00 | 0.00 | 0.00 |
| 1.2 | | 12 | 00 | 0003 | | 2 | 3 | 6 | 3 | 04 | Herramientas menores | 3202 | 30 | 9995 | 102 | 60,000.00 | -29,000.00 | 31,000.00 | 30,750.00 | 0.00 | 30,750.00 | 99.19 | 250.00 | 0.81 |

MINISTERIO DE HACIENDA
DIRECCION GENERAL DE PRESUPUESTO
EJECUCIÓN TRIMESTRAL DE LOS GASTOS Y APLICACIONES FINANCIERAS POR DESTINO DE FONDOS Y ESTRUCTURA PROGRAMATICA
CORRESPONDIENTE AL CUARTO TRIMESTRE DEL AÑO 2024

Código del Capítulo: **7222**

Denominación: **Junta de Distrito Municipal de Hato del Yaque**

| Destino de Fondos | Estructura Programática | | | | | SNIP | Clasificador del Gasto | | | | | Función | Fuente Financiamiento | Fuente Especifica | Organismo Financador | Presupuesto | | | Devengado | | | | Balance Disponible | % Balance Disponible |
|-------------------|---------------------------|----------|----------|----------------|---|------|------------------------|--------|--------|-----------|--|---------|-----------------------|-------------------|----------------------|------------------------|--------------------|---------------------|---------------------|--------------------|---------------------|--------------|--------------------|----------------------|
| | Partidas no Asig. a Prog. | Programa | Proyecto | Actividad/Obra | | | Tipo | Objeto | Cuenta | Subcuenta | Auxiliar | | | | | Denominación del Gasto | Original | Modificaciones | Vigente | Acumulado Anterior | Trimestre | A la Fecha | | |
| 1 | 2 | 3 | 4 | 5 | 6 | 7 | 8 | 9 | 10 | 11 | 12 | 13 | 14 | 15 | 16 | 17 | 18 | 19 = 17 +/- 18 | 20 | 21 | 22 = 20 + 21 | 23 = 22 ÷ 19 | 24 = 19 - 22 | 25 = 24 ÷ 19 |
| 1.2 | | 12 | 00 | 0003 | | 2 | 3 | 7 | | | COMBUSTIBLES, LUBRICANTES, PRODUCTOS QUIMICOS Y CONEXOS | | | | | 190,806.00 | -125,200.00 | 65,606.00 | 43,723.00 | 18,239.39 | 61,962.39 | 94.45 | 3,643.61 | 5.55 |
| 1.2 | | 12 | 00 | 0003 | | 2 | 3 | 7 | 1 | | Combustibles y lubricantes | | | | | 190,806.00 | -125,200.00 | 65,606.00 | 43,723.00 | 18,239.39 | 61,962.39 | 94.45 | 3,643.61 | 5.55 |
| 1.2 | | 12 | 00 | 0003 | | 2 | 3 | 7 | 1 | 02 | Gasoil | 3202 | 30 | 9995 | 102 | 100,000.00 | -97,000.00 | 3,000.00 | 2,500.00 | 0.00 | 2,500.00 | 83.33 | 500.00 | 16.67 |
| 1.2 | | 12 | 00 | 0003 | | 2 | 3 | 7 | 1 | 02 | Gasoil | 3202 | 30 | 9998 | 102 | 16,200.00 | -16,200.00 | 0.00 | 0.00 | 0.00 | 0.00 | 0.00 | 0.00 | 0.00 |
| 1.2 | | 12 | 00 | 0003 | | 2 | 3 | 7 | 1 | 06 | Lubricantes | 3202 | 20 | 1955 | 100 | 74,606.00 | -12,000.00 | 62,606.00 | 41,223.00 | 18,239.39 | 59,462.39 | 94.98 | 3,143.61 | 5.02 |
| 1.2 | | 12 | 00 | 0003 | | 2 | 3 | 9 | | | PRODUCTOS Y UTILES VARIOS | | | | | 62,000.00 | 94,145.00 | 156,145.00 | 79,260.39 | 72,793.71 | 152,054.10 | 97.38 | 4,090.90 | 2.62 |
| 1.2 | | 12 | 00 | 0003 | | 2 | 3 | 9 | 1 | | Materiales de limpieza e higiene | | | | | 50,000.00 | 70,500.00 | 120,500.00 | 67,260.39 | 49,451.20 | 116,711.59 | 96.86 | 3,788.41 | 3.14 |
| 1.2 | | 12 | 00 | 0003 | | 2 | 3 | 9 | 1 | 01 | Material para limpieza | 3202 | 20 | 1955 | 100 | 0.00 | 32,000.00 | 32,000.00 | 0.00 | 28,251.20 | 28,251.20 | 88.29 | 3,748.80 | 11.72 |
| 1.2 | | 12 | 00 | 0003 | | 2 | 3 | 9 | 1 | 01 | Material para limpieza | 3202 | 30 | 9995 | 102 | 50,000.00 | 22,300.00 | 72,300.00 | 67,260.39 | 5,000.00 | 72,260.39 | 99.95 | 39.61 | 0.05 |
| 1.2 | | 12 | 00 | 0003 | | 2 | 3 | 9 | 1 | 01 | Material para limpieza | 3202 | 30 | 9998 | 102 | 0.00 | 16,200.00 | 16,200.00 | 0.00 | 16,200.00 | 16,200.00 | 100.00 | 0.00 | 0.00 |
| 1.2 | | 12 | 00 | 0003 | | 2 | 3 | 9 | 6 | | Productos eléctricos y afines | | | | | 0.00 | 23,645.00 | 23,645.00 | 0.00 | 23,342.51 | 23,342.51 | 98.72 | 302.49 | 1.28 |
| 1.2 | | 12 | 00 | 0003 | | 2 | 3 | 9 | 6 | 01 | Productos eléctricos y afines | 3202 | 20 | 1955 | 100 | 0.00 | 21,645.00 | 21,645.00 | 0.00 | 21,644.51 | 21,644.51 | 100.00 | 0.49 | 0.00 |
| 1.2 | | 12 | 00 | 0003 | | 2 | 3 | 9 | 6 | 01 | Productos eléctricos y afines | 3202 | 30 | 9995 | 102 | 0.00 | 2,000.00 | 2,000.00 | 0.00 | 1,698.00 | 1,698.00 | 84.90 | 302.00 | 15.10 |
| 1.2 | | 12 | 00 | 0003 | | 2 | 3 | 9 | 8 | 01 | Repuestos | 3202 | 20 | 1955 | 100 | 12,000.00 | 0.00 | 12,000.00 | 12,000.00 | 0.00 | 12,000.00 | 100.00 | 0.00 | 0.00 |
| 1.2 | | 12 | 00 | 0004 | | | | | | | Supervisión y Administración de Cementerios | | | | | 1,756,760.00 | -79,500.00 | 1,677,260.00 | 1,204,407.10 | 453,302.82 | 1,657,709.92 | 98.83 | 19,550.08 | 1.17 |
| 1.2 | | 12 | 00 | 0004 | | 2 | 1 | | | | REMUNERACIONES Y CONTRIBUCIONES | | | | | 1,716,480.00 | -108,500.00 | 1,607,980.00 | 1,135,144.60 | 453,302.82 | 1,588,447.42 | 98.79 | 19,532.58 | 1.21 |
| 1.2 | | 12 | 00 | 0004 | | 2 | 1 | 1 | | | REMUNERACIONES | | | | | 1,599,000.00 | -108,500.00 | 1,490,500.00 | 1,034,500.00 | 439,913.52 | 1,474,413.52 | 98.92 | 16,086.48 | 1.08 |
| 1.2 | | 12 | 00 | 0004 | | 2 | 1 | 1 | 1 | 01 | Sueldos fijos | 3101 | 20 | 1955 | 100 | 1,476,000.00 | -108,500.00 | 1,367,500.00 | 1,034,500.00 | 321,499.52 | 1,355,999.52 | 99.16 | 11,500.48 | 0.84 |
| 1.2 | | 12 | 00 | 0004 | | 2 | 1 | 1 | 4 | 01 | Sueldo Anual No. 13 | 3101 | 20 | 1955 | 100 | 123,000.00 | 0.00 | 123,000.00 | 0.00 | 118,414.00 | 118,414.00 | 96.27 | 4,586.00 | 3.73 |
| 1.2 | | 12 | 00 | 0004 | | 2 | 1 | 5 | | | CONTRIBUCIONES A LA SEGURIDAD SOCIAL | | | | | 117,480.00 | 0.00 | 117,480.00 | 100,644.60 | 13,389.30 | 114,033.90 | 97.07 | 3,446.10 | 2.93 |
| 1.2 | | 12 | 00 | 0004 | | 2 | 1 | 5 | 1 | 01 | Contribuciones al seguro de salud | 3101 | 20 | 1955 | 100 | 54,000.00 | 0.00 | 54,000.00 | 46,368.60 | 6,168.30 | 52,536.90 | 97.29 | 1,463.10 | 2.71 |

MINISTERIO DE HACIENDA
DIRECCION GENERAL DE PRESUPUESTO
EJECUCIÓN TRIMESTRAL DE LOS GASTOS Y APLICACIONES FINANCIERAS POR DESTINO DE FONDOS Y ESTRUCTURA PROGRAMATICA
CORRESPONDIENTE AL CUARTO TRIMESTRE DEL AÑO 2024

Código del Capítulo: **7222**

Denominación: **Junta de Distrito Municipal de Hato del Yaque**

| Destino de Fondos | Estructura Programática | | | | | SNIP | Clasificador del Gasto | | | | | Función | Fuente Financiamiento | Fuente Específica | Organismo Financador | Presupuesto | | | Devengado | | | | Balance Disponible | % Balance Disponible |
|-------------------|---------------------------|----------|----------|-----------------|---|------|------------------------|--------|--------|-----------|--|---------|-----------------------|-------------------|----------------------|------------------------|--------------------|---------------------|---------------------|--------------------|---------------------|---------------|--------------------|----------------------|
| | Partidas no Asig. a Prog. | Programa | Proyecto | Actividad/ Obra | | | Tipo | Objeto | Cuenta | Subcuenta | Auxiliar | | | | | Denominación del Gasto | Original | Modificaciones | Vigente | Acumulado Anterior | Trimestre | A la Fecha | | |
| 1 | 2 | 3 | 4 | 5 | 6 | 7 | 8 | 9 | 10 | 11 | 12 | 13 | 14 | 15 | 16 | 17 | 18 | 19 = 17 +/- 18 | 20 | 21 | 22 = 20 + 21 | 23 = 22 ÷ 19 | 24 = 19 - 22 | 25 = 24 ÷ 19 |
| 1.2 | | 12 | 00 | 0004 | | 2 | 1 | 5 | 2 | 01 | Contribuciones al seguro de pensiones | 3101 | 20 | 1955 | 100 | 53,880.00 | 0.00 | 53,880.00 | 46,434.00 | 6,177.00 | 52,611.00 | 97.64 | 1,269.00 | 2.36 |
| 1.2 | | 12 | 00 | 0004 | | 2 | 1 | 5 | 3 | 01 | Contribuciones al seguro de riesgo laboral | 3101 | 20 | 1955 | 100 | 9,600.00 | 0.00 | 9,600.00 | 7,842.00 | 1,044.00 | 8,886.00 | 92.56 | 714.00 | 7.44 |
| 1.2 | | 12 | 00 | 0004 | | 2 | 3 | | | | MATERIALES Y SUMINISTROS | | | | | 40,280.00 | 29,000.00 | 69,280.00 | 69,262.50 | 0.00 | 69,262.50 | 99.97 | 17.50 | 0.03 |
| 1.2 | | 12 | 00 | 0004 | | 2 | 3 | 7 | | | COMBUSTIBLES, LUBRICANTES, PRODUCTOS QUIMICOS Y CONEXOS | | | | | 20,280.00 | 29,000.00 | 49,280.00 | 49,262.50 | 0.00 | 49,262.50 | 99.96 | 17.50 | 0.04 |
| 1.2 | | 12 | 00 | 0004 | | 2 | 3 | 7 | 2 | | Productos químicos y conexos | | | | | 20,280.00 | 29,000.00 | 49,280.00 | 49,262.50 | 0.00 | 49,262.50 | 99.96 | 17.50 | 0.04 |
| 1.2 | | 12 | 00 | 0004 | | 2 | 3 | 7 | 2 | 05 | Insecticidas, fumigantes y otros | 3101 | 20 | 1955 | 100 | 2,280.00 | 0.00 | 2,280.00 | 2,262.50 | 0.00 | 2,262.50 | 99.23 | 17.50 | 0.77 |
| 1.2 | | 12 | 00 | 0004 | | 2 | 3 | 7 | 2 | 05 | Insecticidas, fumigantes y otros | 3101 | 30 | 9995 | 102 | 0.00 | 29,000.00 | 29,000.00 | 29,000.00 | 0.00 | 29,000.00 | 100.00 | 0.00 | 0.00 |
| 1.2 | | 12 | 00 | 0004 | | 2 | 3 | 7 | 2 | 05 | Insecticidas, fumigantes y otros | 3101 | 30 | 9998 | 102 | 18,000.00 | 0.00 | 18,000.00 | 18,000.00 | 0.00 | 18,000.00 | 100.00 | 0.00 | 0.00 |
| 1.2 | | 12 | 00 | 0004 | | 2 | 3 | 9 | | | PRODUCTOS Y UTILES VARIOS | | | | | 20,000.00 | 0.00 | 20,000.00 | 20,000.00 | 0.00 | 20,000.00 | 100.00 | 0.00 | 0.00 |
| 1.2 | | 12 | 00 | 0004 | | 2 | 3 | 9 | 1 | 01 | Material para limpieza | 3101 | 30 | 9996 | 102 | 20,000.00 | 0.00 | 20,000.00 | 20,000.00 | 0.00 | 20,000.00 | 100.00 | 0.00 | 0.00 |
| 1.2 | | 12 | 00 | 0005 | | | | | | | Administración y Reparación de Unidades Motorizadas | | | | | 2,941,444.00 | -271,378.00 | 2,670,066.00 | 1,907,901.74 | 711,179.36 | 2,619,081.10 | 98.09 | 50,984.90 | 1.91 |
| 1.2 | | 12 | 00 | 0005 | | 2 | 1 | | | | REMUNERACIONES Y CONTRIBUCIONES | | | | | 2,941,444.00 | -271,378.00 | 2,670,066.00 | 1,907,901.74 | 711,179.36 | 2,619,081.10 | 98.09 | 50,984.90 | 1.91 |
| 1.2 | | 12 | 00 | 0005 | | 2 | 1 | 1 | | | REMUNERACIONES | | | | | 2,717,000.00 | -271,378.00 | 2,445,622.00 | 1,706,621.74 | 698,059.76 | 2,404,681.50 | 98.33 | 40,940.50 | 1.67 |
| 1.2 | | 12 | 00 | 0005 | | 2 | 1 | 1 | 1 | 01 | Sueldos fijos | 2102 | 20 | 1955 | 100 | 2,508,000.00 | -231,378.00 | 2,276,622.00 | 1,706,621.74 | 569,437.26 | 2,276,059.00 | 99.98 | 563.00 | 0.02 |
| 1.2 | | 12 | 00 | 0005 | | 2 | 1 | 1 | 4 | 01 | Sueldo Anual No. 13 | 2102 | 20 | 1955 | 100 | 209,000.00 | -40,000.00 | 169,000.00 | 0.00 | 128,622.50 | 128,622.50 | 76.11 | 40,377.50 | 23.89 |
| 1.2 | | 12 | 00 | 0005 | | 2 | 1 | 2 | | | SOBRESUELDOS | | | | | 40,000.00 | 0.00 | 40,000.00 | 31,990.00 | 0.00 | 31,990.00 | 79.98 | 8,010.00 | 20.03 |
| 1.2 | | 12 | 00 | 0005 | | 2 | 1 | 2 | 2 | 08 | Compensaciones especiales | 2102 | 20 | 1955 | 100 | 40,000.00 | 0.00 | 40,000.00 | 31,990.00 | 0.00 | 31,990.00 | 79.98 | 8,010.00 | 20.03 |
| 1.2 | | 12 | 00 | 0005 | | 2 | 1 | 5 | | | CONTRIBUCIONES A LA SEGURIDAD SOCIAL | | | | | 184,444.00 | 0.00 | 184,444.00 | 169,290.00 | 13,119.60 | 182,409.60 | 98.90 | 2,034.40 | 1.10 |
| 1.2 | | 12 | 00 | 0005 | | 2 | 1 | 5 | 1 | 01 | Contribuciones al seguro de salud | 2102 | 20 | 1955 | 100 | 84,780.00 | 0.00 | 84,780.00 | 77,990.00 | 5,955.60 | 83,945.60 | 99.02 | 834.40 | 0.98 |
| 1.2 | | 12 | 00 | 0005 | | 2 | 1 | 5 | 2 | 01 | Contribuciones al seguro de pensiones | 2102 | 20 | 1955 | 100 | 84,592.00 | 0.00 | 84,592.00 | 78,100.00 | 5,964.00 | 84,064.00 | 99.38 | 528.00 | 0.62 |

MINISTERIO DE HACIENDA
DIRECCION GENERAL DE PRESUPUESTO
EJECUCIÓN TRIMESTRAL DE LOS GASTOS Y APLICACIONES FINANCIERAS POR DESTINO DE FONDOS Y ESTRUCTURA PROGRAMATICA
CORRESPONDIENTE AL CUARTO TRIMESTRE DEL AÑO 2024

Código del Capítulo: **7222**

Denominación: **Junta de Distrito Municipal de Hato del Yaque**

| Destino de Fondos | Estructura Programática | | | | | SNIP | Clasificador del Gasto | | | | | Función | Fuente Financiamiento | Fuente Específica | Organismo Financador | Presupuesto | | | Devengado | | | | Balance Disponible | % Balance Disponible | |
|-------------------|---------------------------|----------|----------|----------------|---|------|------------------------|--------|--------|-----------|---|---------|-----------------------|-------------------|----------------------|------------------------|--------------------|---------------------|-------------------|--------------------|---------------------|--------------|--------------------|----------------------|------------------------|
| | Partidas no Asig. a Prog. | Programa | Proyecto | Actividad/Obra | | | Tipo | Objeto | Cuenta | Subcuenta | Auxiliar | | | | | Denominación del Gasto | Original | Modificaciones | Vigente | Acumulado Anterior | Trimestre | A la Fecha | | | % Devengado a la Fecha |
| 1 | 2 | 3 | 4 | 5 | 6 | 7 | 8 | 9 | 10 | 11 | 12 | 13 | 14 | 15 | 16 | 17 | 18 | 19 = 17 +/- 18 | 20 | 21 | 22 = 20 + 21 | 23 = 22 ÷ 19 | 24 = 19 - 22 | 25 = 24 ÷ 19 | |
| 1.2 | | 12 | 00 | 0005 | | 2 | 1 | 5 | 3 | 01 | Contribuciones al seguro de riesgo laboral | 2102 | 20 | 1955 | 100 | 15,072.00 | 0.00 | 15,072.00 | 13,200.00 | 1,200.00 | 14,400.00 | 95.54 | 672.00 | 4.46 | |
| 1.2 | | 12 | 00 | 0006 | | | | | | | Seguridad y Vigilancia Ciudadana | | | | | 1,176,972.00 | -65,600.00 | 1,111,372.00 | 765,492.40 | 329,766.67 | 1,095,259.07 | 98.55 | 16,112.93 | 1.45 | |
| 1.2 | | 12 | 00 | 0006 | | 2 | 1 | | | | REMUNERACIONES Y CONTRIBUCIONES | | | | | 1,176,972.00 | -65,600.00 | 1,111,372.00 | 765,492.40 | 329,766.67 | 1,095,259.07 | 98.55 | 16,112.93 | 1.45 | |
| 1.2 | | 12 | 00 | 0006 | | 2 | 1 | 1 | | | REMUNERACIONES | | | | | 1,157,000.00 | -65,600.00 | 1,091,400.00 | 747,400.00 | 329,766.67 | 1,077,166.67 | 98.70 | 14,233.33 | 1.30 | |
| 1.2 | | 12 | 00 | 0006 | | 2 | 1 | 1 | 1 | 01 | Sueldos fijos | 1401 | 20 | 1955 | 100 | 1,068,000.00 | -65,600.00 | 1,002,400.00 | 747,400.00 | 249,800.00 | 997,200.00 | 99.48 | 5,200.00 | 0.52 | |
| 1.2 | | 12 | 00 | 0006 | | 2 | 1 | 1 | 4 | 01 | Sueldo Anual No. 13 | 1401 | 20 | 1955 | 100 | 89,000.00 | 0.00 | 89,000.00 | 0.00 | 79,966.67 | 79,966.67 | 89.85 | 9,033.33 | 10.15 | |
| 1.2 | | 12 | 00 | 0006 | | 2 | 1 | 5 | | | CONTRIBUCIONES A LA SEGURIDAD SOCIAL | | | | | 19,972.00 | 0.00 | 19,972.00 | 18,092.40 | 0.00 | 18,092.40 | 90.59 | 1,879.60 | 9.41 | |
| 1.2 | | 12 | 00 | 0006 | | 2 | 1 | 5 | 1 | 01 | Contribuciones al seguro de salud | 1401 | 20 | 1955 | 100 | 9,180.00 | 0.00 | 9,180.00 | 8,224.40 | 0.00 | 8,224.40 | 89.59 | 955.60 | 10.41 | |
| 1.2 | | 12 | 00 | 0006 | | 2 | 1 | 5 | 2 | 01 | Contribuciones al seguro de pensiones | 1401 | 20 | 1955 | 100 | 9,160.00 | 0.00 | 9,160.00 | 8,236.00 | 0.00 | 8,236.00 | 89.91 | 924.00 | 10.09 | |
| 1.2 | | 12 | 00 | 0006 | | 2 | 1 | 5 | 3 | 01 | Contribuciones al seguro de riesgo laboral | 1401 | 20 | 1955 | 100 | 1,632.00 | 0.00 | 1,632.00 | 1,632.00 | 0.00 | 1,632.00 | 100.00 | 0.00 | 0.00 | |
| 1.2 | | 12 | 00 | 0009 | | | | | | | Prevención y Extinción de Incendios | | | | | 927,488.00 | -433,250.00 | 494,238.00 | 282,847.66 | 118,266.67 | 401,114.33 | 81.16 | 93,123.67 | 18.84 | |
| 1.2 | | 12 | 00 | 0009 | | 2 | 1 | | | | REMUNERACIONES Y CONTRIBUCIONES | | | | | 923,488.00 | -433,250.00 | 490,238.00 | 282,847.66 | 118,266.67 | 401,114.33 | 81.82 | 89,123.67 | 18.18 | |
| 1.2 | | 12 | 00 | 0009 | | 2 | 1 | 1 | | | REMUNERACIONES | | | | | 846,950.00 | -433,250.00 | 413,700.00 | 267,550.00 | 113,649.67 | 381,199.67 | 92.14 | 32,500.33 | 7.86 | |
| 1.2 | | 12 | 00 | 0009 | | 2 | 1 | 1 | 1 | 01 | Sueldos fijos | 1402 | 20 | 1955 | 100 | 781,800.00 | -423,250.00 | 358,550.00 | 267,550.00 | 87,250.00 | 354,800.00 | 98.95 | 3,750.00 | 1.05 | |
| 1.2 | | 12 | 00 | 0009 | | 2 | 1 | 1 | 4 | 01 | Sueldo Anual No. 13 | 1402 | 20 | 1955 | 100 | 65,150.00 | -10,000.00 | 55,150.00 | 0.00 | 26,399.67 | 26,399.67 | 47.87 | 28,750.33 | 52.13 | |
| 1.2 | | 12 | 00 | 0009 | | 2 | 1 | 5 | | | CONTRIBUCIONES A LA SEGURIDAD SOCIAL | | | | | 76,538.00 | 0.00 | 76,538.00 | 15,297.66 | 4,617.00 | 19,914.66 | 26.02 | 56,623.34 | 73.98 | |
| 1.2 | | 12 | 00 | 0009 | | 2 | 1 | 5 | 1 | 01 | Contribuciones al seguro de salud | 1402 | 20 | 1955 | 100 | 35,181.00 | 0.00 | 35,181.00 | 7,047.46 | 2,127.00 | 9,174.46 | 26.08 | 26,006.54 | 73.92 | |
| 1.2 | | 12 | 00 | 0009 | | 2 | 1 | 5 | 2 | 01 | Contribuciones al seguro de pensiones | 1402 | 20 | 1955 | 100 | 35,103.00 | 0.00 | 35,103.00 | 7,057.40 | 2,130.00 | 9,187.40 | 26.17 | 25,915.60 | 73.83 | |
| 1.2 | | 12 | 00 | 0009 | | 2 | 1 | 5 | 3 | 01 | Contribuciones al seguro de riesgo laboral | 1402 | 20 | 1955 | 100 | 6,254.00 | 0.00 | 6,254.00 | 1,192.80 | 360.00 | 1,552.80 | 24.83 | 4,701.20 | 75.17 | |
| 1.2 | | 12 | 00 | 0009 | | 2 | 3 | | | | MATERIALES Y SUMINISTROS | | | | | 4,000.00 | 0.00 | 4,000.00 | 0.00 | 0.00 | 0.00 | 0.00 | 0.00 | 4,000.00 | 100.00 |

MINISTERIO DE HACIENDA
DIRECCION GENERAL DE PRESUPUESTO
EJECUCIÓN TRIMESTRAL DE LOS GASTOS Y APLICACIONES FINANCIERAS POR DESTINO DE FONDOS Y ESTRUCTURA PROGRAMATICA
CORRESPONDIENTE AL CUARTO TRIMESTRE DEL AÑO 2024

Código del Capítulo: **7222**

Denominación: **Junta de Distrito Municipal de Hato del Yaque**

| Destino de Fondos | Estructura Programática | | | | | SNIP | Clasificador del Gasto | | | | | Función | Fuente Financiamiento | Fuente Especifica | Organismo Financador | Presupuesto | | | Devengado | | | | Balance Disponible | % Balance Disponible |
|-------------------|---------------------------|----------|----------|----------------|---|------|------------------------|--------|--------|-----------|--|---------|-----------------------|-------------------|----------------------|------------------------|-------------------|---------------------|-------------------|--------------------|---------------------|---------------|--------------------|----------------------|
| | Partidas no Asig. a Prog. | Programa | Proyecto | Actividad/Obra | | | Tipo | Objeto | Cuenta | Subcuenta | Auxiliar | | | | | Denominación del Gasto | Original | Modificaciones | Vigente | Acumulado Anterior | Trimestre | A la Fecha | | |
| 1 | 2 | 3 | 4 | 5 | 6 | 7 | 8 | 9 | 10 | 11 | 12 | 13 | 14 | 15 | 16 | 17 | 18 | 19 = 17 +/- 18 | 20 | 21 | 22 = 20 + 21 | 23 = 22 ÷ 19 | 24 = 19 - 22 | 25 = 24 ÷ 19 |
| 1.2 | | 12 | 00 | 0009 | | 2 | 3 | 7 | | | COMBUSTIBLES, LUBRICANTES, PRODUCTOS QUIMICOS Y CONEXOS | | | | | 4,000.00 | 0.00 | 4,000.00 | 0.00 | 0.00 | 0.00 | 0.00 | 4,000.00 | 100.00 |
| 1.2 | | 12 | 00 | 0009 | | 2 | 3 | 7 | 1 | 02 | Gasoil | 1402 | 30 | 9998 | 102 | 4,000.00 | 0.00 | 4,000.00 | 0.00 | 0.00 | 0.00 | 0.00 | 4,000.00 | 100.00 |
| 1.2 | | 13 | | | | | | | | | Saneamiento Ambiental y Foresta | | | | | 708,894.00 | 0.00 | 708,894.00 | 432,991.40 | 252,246.42 | 685,237.82 | 96.66 | 23,656.18 | 3.34 |
| 1.2 | | 13 | 00 | 0001 | | | | | | | Preservación del Medio Ambiente y Control Ecológico | | | | | 708,894.00 | 0.00 | 708,894.00 | 432,991.40 | 252,246.42 | 685,237.82 | 96.66 | 23,656.18 | 3.34 |
| 1.2 | | 13 | 00 | 0001 | | 2 | 1 | | | | REMUNERACIONES Y CONTRIBUCIONES | | | | | 708,894.00 | 0.00 | 708,894.00 | 432,991.40 | 252,246.42 | 685,237.82 | 96.66 | 23,656.18 | 3.34 |
| 1.2 | | 13 | 00 | 0001 | | 2 | 1 | 1 | | | REMUNERACIONES | | | | | 676,000.00 | 0.00 | 676,000.00 | 413,600.00 | 242,550.72 | 656,150.72 | 97.06 | 19,849.28 | 2.94 |
| 1.2 | | 13 | 00 | 0001 | | 2 | 1 | 1 | 1 | 01 | Sueldos fijos | 3204 | 20 | 1955 | 100 | 624,000.00 | 0.00 | 624,000.00 | 413,600.00 | 193,584.06 | 607,184.06 | 97.31 | 16,815.94 | 2.69 |
| 1.2 | | 13 | 00 | 0001 | | 2 | 1 | 1 | 4 | 01 | Sueldo Anual No. 13 | 3204 | 20 | 1955 | 100 | 52,000.00 | 0.00 | 52,000.00 | 0.00 | 48,966.66 | 48,966.66 | 94.17 | 3,033.34 | 5.83 |
| 1.2 | | 13 | 00 | 0001 | | 2 | 1 | 5 | | | CONTRIBUCIONES A LA SEGURIDAD SOCIAL | | | | | 32,894.00 | 0.00 | 32,894.00 | 19,391.40 | 9,695.70 | 29,087.10 | 88.43 | 3,806.90 | 11.57 |
| 1.2 | | 13 | 00 | 0001 | | 2 | 1 | 5 | 1 | 01 | Contribuciones al seguro de salud | 3204 | 20 | 1955 | 100 | 15,120.00 | 0.00 | 15,120.00 | 8,933.40 | 4,466.70 | 13,400.10 | 88.63 | 1,719.90 | 11.38 |
| 1.2 | | 13 | 00 | 0001 | | 2 | 1 | 5 | 2 | 01 | Contribuciones al seguro de pensiones | 3204 | 20 | 1955 | 100 | 15,086.00 | 0.00 | 15,086.00 | 8,946.00 | 4,473.00 | 13,419.00 | 88.95 | 1,667.00 | 11.05 |
| 1.2 | | 13 | 00 | 0001 | | 2 | 1 | 5 | 3 | 01 | Contribuciones al seguro de riesgo laboral | 3204 | 20 | 1955 | 100 | 2,688.00 | 0.00 | 2,688.00 | 1,512.00 | 756.00 | 2,268.00 | 84.38 | 420.00 | 15.63 |
| 1.2 | | 14 | | | | | | | | | Gestión y Administración de Servicios Sociales | | | | | 945,264.00 | 75,000.00 | 1,020,264.00 | 724,282.10 | 284,002.80 | 1,008,284.90 | 98.83 | 11,979.10 | 1.17 |
| 1.2 | | 14 | 00 | 0001 | | | | | | | Asistencia Social | | | | | 945,264.00 | 75,000.00 | 1,020,264.00 | 724,282.10 | 284,002.80 | 1,008,284.90 | 98.83 | 11,979.10 | 1.17 |
| 1.2 | | 14 | 00 | 0001 | | 2 | 1 | | | | REMUNERACIONES Y CONTRIBUCIONES | | | | | 855,264.00 | 0.00 | 855,264.00 | 599,782.10 | 253,502.80 | 853,284.90 | 99.77 | 1,979.10 | 0.23 |
| 1.2 | | 14 | 00 | 0001 | | 2 | 1 | 1 | | | REMUNERACIONES | | | | | 793,000.00 | 15,500.00 | 808,500.00 | 563,000.00 | 245,500.00 | 808,500.00 | 100.00 | 0.00 | 0.00 |
| 1.2 | | 14 | 00 | 0001 | | 2 | 1 | 1 | 1 | 01 | Sueldos fijos | 4510 | 20 | 1955 | 100 | 732,000.00 | 17,000.00 | 749,000.00 | 563,000.00 | 186,000.00 | 749,000.00 | 100.00 | 0.00 | 0.00 |
| 1.2 | | 14 | 00 | 0001 | | 2 | 1 | 1 | 4 | 01 | Sueldo Anual No. 13 | 4510 | 20 | 1955 | 100 | 61,000.00 | -1,500.00 | 59,500.00 | 0.00 | 59,500.00 | 59,500.00 | 100.00 | 0.00 | 0.00 |
| 1.2 | | 14 | 00 | 0001 | | 2 | 1 | 5 | | | CONTRIBUCIONES A LA SEGURIDAD SOCIAL | | | | | 62,264.00 | -15,500.00 | 46,764.00 | 36,782.10 | 8,002.80 | 44,784.90 | 95.77 | 1,979.10 | 4.23 |

MINISTERIO DE HACIENDA
DIRECCION GENERAL DE PRESUPUESTO
EJECUCIÓN TRIMESTRAL DE LOS GASTOS Y APLICACIONES FINANCIERAS POR DESTINO DE FONDOS Y ESTRUCTURA PROGRAMATICA
CORRESPONDIENTE AL CUARTO TRIMESTRE DEL AÑO 2024

Código del Capítulo: **7222**

Denominación: **Junta de Distrito Municipal de Hato del Yaque**

| Destino de Fondos | Estructura Programática | | | | | SNIP | Clasificador del Gasto | | | | | Función | Fuente Financiamiento | Fuente Específica | Organismo Financador | Presupuesto | | | Devengado | | | | Balance Disponible | % Balance Disponible |
|-------------------|---------------------------|----------|----------|----------------|---|------|------------------------|--------|--------|-----------|---|---------|-----------------------|-------------------|----------------------|------------------------|--------------------|-------------------|-------------------|--------------------|-------------------|---------------|--------------------|----------------------|
| | Partidas no Asig. a Prog. | Programa | Proyecto | Actividad/Obra | | | Tipo | Objeto | Cuenta | Subcuenta | Auxiliar | | | | | Denominación del Gasto | Original | Modificaciones | Vigente | Acumulado Anterior | Trimestre | A la Fecha | | |
| 1 | 2 | 3 | 4 | 5 | 6 | 7 | 8 | 9 | 10 | 11 | 12 | 13 | 14 | 15 | 16 | 17 | 18 | 19 = 17 +/- 18 | 20 | 21 | 22 = 20 + 21 | 23 = 22 ÷ 19 | 24 = 19 - 22 | 25 = 24 ÷ 19 |
| 1.2 | | 14 | 00 | 0001 | | 2 | 1 | 5 | 1 | 01 | Contribuciones al seguro de salud | 4510 | 20 | 1955 | 100 | 28,620.00 | -7,000.00 | 21,620.00 | 16,945.10 | 3,686.80 | 20,631.90 | 95.43 | 988.10 | 4.57 |
| 1.2 | | 14 | 00 | 0001 | | 2 | 1 | 5 | 2 | 01 | Contribuciones al seguro de pensiones | 4510 | 20 | 1955 | 100 | 28,556.00 | -7,000.00 | 21,556.00 | 16,969.00 | 3,692.00 | 20,661.00 | 95.85 | 895.00 | 4.15 |
| 1.2 | | 14 | 00 | 0001 | | 2 | 1 | 5 | 3 | 01 | Contribuciones al seguro de riesgo laboral | 4510 | 20 | 1955 | 100 | 5,088.00 | -1,500.00 | 3,588.00 | 2,868.00 | 624.00 | 3,492.00 | 97.32 | 96.00 | 2.68 |
| 1.2 | | 14 | 00 | 0001 | | 2 | 2 | | | | CONTRATACIÓN DE SERVICIOS | | | | | 10,000.00 | 0.00 | 10,000.00 | 0.00 | 0.00 | 0.00 | 0.00 | 10,000.00 | 100.00 |
| 1.2 | | 14 | 00 | 0001 | | 2 | 2 | 8 | | | OTROS SERVICIOS NO INCLUIDOS EN CONCEPTOS ANTERIORES | | | | | 10,000.00 | 0.00 | 10,000.00 | 0.00 | 0.00 | 0.00 | 0.00 | 10,000.00 | 100.00 |
| 1.2 | | 14 | 00 | 0001 | | 2 | 2 | 8 | 4 | 01 | Servicios funerarios y gastos conexos | 4510 | 30 | 9998 | 102 | 10,000.00 | 0.00 | 10,000.00 | 0.00 | 0.00 | 0.00 | 0.00 | 10,000.00 | 100.00 |
| 1.2 | | 14 | 00 | 0001 | | 2 | 4 | | | | TRANSFERENCIAS CORRIENTES | | | | | 80,000.00 | 75,000.00 | 155,000.00 | 124,500.00 | 30,500.00 | 155,000.00 | 100.00 | 0.00 | 0.00 |
| 1.2 | | 14 | 00 | 0001 | | 2 | 4 | 1 | | | TRANSFERENCIAS CORRIENTES AL SECTOR PRIVADO | | | | | 80,000.00 | 75,000.00 | 155,000.00 | 124,500.00 | 30,500.00 | 155,000.00 | 100.00 | 0.00 | 0.00 |
| 1.2 | | 14 | 00 | 0001 | | 2 | 4 | 1 | 2 | | Ayudas y donaciones a personas | | | | | 80,000.00 | 75,000.00 | 155,000.00 | 124,500.00 | 30,500.00 | 155,000.00 | 100.00 | 0.00 | 0.00 |
| 1.2 | | 14 | 00 | 0001 | | 2 | 4 | 1 | 2 | 02 | Ayudas y donaciones ocasionales a hogares y personas | 4510 | 30 | 9995 | 102 | 30,000.00 | 75,000.00 | 105,000.00 | 74,500.00 | 30,500.00 | 105,000.00 | 100.00 | 0.00 | 0.00 |
| 1.2 | | 14 | 00 | 0001 | | 2 | 4 | 1 | 2 | 02 | Ayudas y donaciones ocasionales a hogares y personas | 4510 | 30 | 9998 | 102 | 50,000.00 | 0.00 | 50,000.00 | 50,000.00 | 0.00 | 50,000.00 | 100.00 | 0.00 | 0.00 |
| 1.2 | | 15 | | | | | | | | | Fomento de la Cultura, Deporte y Recreación | | | | | 956,220.00 | 0.00 | 956,220.00 | 451,531.80 | 450,283.97 | 901,815.77 | 94.31 | 54,404.23 | 5.69 |
| 1.2 | | 15 | 00 | 0001 | | | | | | | Fomento de la Cultura y el Arte | | | | | 40,000.00 | 0.00 | 40,000.00 | 40,000.00 | 0.00 | 40,000.00 | 100.00 | 0.00 | 0.00 |
| 1.2 | | 15 | 00 | 0001 | | 2 | 2 | | | | CONTRATACIÓN DE SERVICIOS | | | | | 40,000.00 | 0.00 | 40,000.00 | 40,000.00 | 0.00 | 40,000.00 | 100.00 | 0.00 | 0.00 |
| 1.2 | | 15 | 00 | 0001 | | 2 | 2 | 8 | | | OTROS SERVICIOS NO INCLUIDOS EN CONCEPTOS ANTERIORES | | | | | 40,000.00 | 0.00 | 40,000.00 | 40,000.00 | 0.00 | 40,000.00 | 100.00 | 0.00 | 0.00 |
| 1.2 | | 15 | 00 | 0001 | | 2 | 2 | 8 | 6 | 01 | Eventos generales | 4303 | 30 | 9995 | 102 | 40,000.00 | 0.00 | 40,000.00 | 40,000.00 | 0.00 | 40,000.00 | 100.00 | 0.00 | 0.00 |
| 1.2 | | 15 | 00 | 0002 | | | | | | | Desarrollo de Eventos Deportivos y Recreación | | | | | 916,220.00 | 0.00 | 916,220.00 | 411,531.80 | 450,283.97 | 861,815.77 | 94.06 | 54,404.23 | 5.94 |
| 1.2 | | 15 | 00 | 0002 | | 2 | 1 | | | | REMUNERACIONES Y CONTRIBUCIONES | | | | | 805,220.00 | -329,500.00 | 475,720.00 | 331,431.80 | 95,756.40 | 427,188.20 | 89.80 | 48,531.80 | 10.20 |

MINISTERIO DE HACIENDA
DIRECCION GENERAL DE PRESUPUESTO
EJECUCIÓN TRIMESTRAL DE LOS GASTOS Y APLICACIONES FINANCIERAS POR DESTINO DE FONDOS Y ESTRUCTURA PROGRAMATICA
CORRESPONDIENTE AL CUARTO TRIMESTRE DEL AÑO 2024

Código del Capítulo: **7222**

Denominación: **Junta de Distrito Municipal de Hato del Yaque**

| Destino de Fondos | Estructura Programática | | | | | SNIP | Clasificador del Gasto | | | | | Función | Fuente Financiamiento | Fuente Específica | Organismo Financiado | Presupuesto | | | Devengado | | | | Balance Disponible | % Balance Disponible |
|-------------------|---------------------------|----------|----------|-----------------|---|------|------------------------|--------|--------|-----------|--|---------|-----------------------|-------------------|----------------------|------------------------|-------------|----------------|------------|--------------------|--------------|--------------|--------------------|----------------------|
| | Partidas no Asig. a Prog. | Programa | Proyecto | Actividad/ Obra | | | Tipo | Objeto | Cuenta | Subcuenta | Auxiliar | | | | | Denominación del Gasto | Original | Modificaciones | Vigente | Acumulado Anterior | Trimestre | A la Fecha | | |
| 1 | 2 | 3 | 4 | 5 | 6 | 7 | 8 | 9 | 10 | 11 | 12 | 13 | 14 | 15 | 16 | 17 | 18 | 19 = 17 +/- 18 | 20 | 21 | 22 = 20 + 21 | 23 = 22 ÷ 19 | 24 = 19 - 22 | 25 = 24 ÷ 19 |
| 1.2 | | 15 | 00 | 0002 | | 2 | 1 | 1 | | | REMUNERACIONES | | | | | 773,500.00 | -329,500.00 | 444,000.00 | 306,500.00 | 90,000.00 | 396,500.00 | 89.30 | 47,500.00 | 10.70 |
| 1.2 | | 15 | 00 | 0002 | | 2 | 1 | 1 | 1 | 01 | Sueldos fijos | 4302 | 20 | 1955 | 100 | 714,000.00 | -329,500.00 | 384,500.00 | 306,500.00 | 78,000.00 | 384,500.00 | 100.00 | 0.00 | 0.00 |
| 1.2 | | 15 | 00 | 0002 | | 2 | 1 | 1 | 4 | 01 | Sueldo Anual No. 13 | 4302 | 20 | 1955 | 100 | 59,500.00 | 0.00 | 59,500.00 | 0.00 | 12,000.00 | 12,000.00 | 20.17 | 47,500.00 | 79.83 |
| 1.2 | | 15 | 00 | 0002 | | 2 | 1 | 5 | | | CONTRIBUCIONES A LA SEGURIDAD SOCIAL | | | | | 31,720.00 | 0.00 | 31,720.00 | 24,931.80 | 5,756.40 | 30,688.20 | 96.75 | 1,031.80 | 3.25 |
| 1.2 | | 15 | 00 | 0002 | | 2 | 1 | 5 | 1 | 01 | Contribuciones al seguro de salud | 4302 | 20 | 1955 | 100 | 14,580.00 | 0.00 | 14,580.00 | 11,485.80 | 2,552.40 | 14,038.20 | 96.28 | 541.80 | 3.72 |
| 1.2 | | 15 | 00 | 0002 | | 2 | 1 | 5 | 2 | 01 | Contribuciones al seguro de pensiones | 4302 | 20 | 1955 | 100 | 14,548.00 | 0.00 | 14,548.00 | 11,502.00 | 2,556.00 | 14,058.00 | 96.63 | 490.00 | 3.37 |
| 1.2 | | 15 | 00 | 0002 | | 2 | 1 | 5 | 3 | 01 | Contribuciones al seguro de riesgo laboral | 4302 | 20 | 1955 | 100 | 2,592.00 | 0.00 | 2,592.00 | 1,944.00 | 648.00 | 2,592.00 | 100.00 | 0.00 | 0.00 |
| 1.2 | | 15 | 00 | 0002 | | 2 | 2 | | | | CONTRATACIÓN DE SERVICIOS | | | | | 42,000.00 | 357,400.00 | 399,400.00 | 42,000.00 | 352,427.57 | 394,427.57 | 98.76 | 4,972.43 | 1.24 |
| 1.2 | | 15 | 00 | 0002 | | 2 | 2 | 1 | | | SERVICIOS BASICOS | | | | | 0.00 | 39,874.00 | 39,874.00 | 0.00 | 39,873.89 | 39,873.89 | 100.00 | 0.11 | 0.00 |
| 1.2 | | 15 | 00 | 0002 | | 2 | 2 | 1 | 3 | 01 | Teléfono local | 4302 | 20 | 1955 | 100 | 0.00 | 39,874.00 | 39,874.00 | 0.00 | 39,873.89 | 39,873.89 | 100.00 | 0.11 | 0.00 |
| 1.2 | | 15 | 00 | 0002 | | 2 | 2 | 5 | | | ALQUILERES Y RENTAS | | | | | 24,000.00 | 0.00 | 24,000.00 | 24,000.00 | 0.00 | 24,000.00 | 100.00 | 0.00 | 0.00 |
| 1.2 | | 15 | 00 | 0002 | | 2 | 2 | 5 | 4 | 01 | Alquileres de equipos de transporte, tracción y elevación | 4302 | 30 | 9998 | 102 | 24,000.00 | 0.00 | 24,000.00 | 24,000.00 | 0.00 | 24,000.00 | 100.00 | 0.00 | 0.00 |
| 1.2 | | 15 | 00 | 0002 | | 2 | 2 | 8 | | | OTROS SERVICIOS NO INCLUIDOS EN CONCEPTOS ANTERIORES | | | | | 18,000.00 | 317,526.00 | 335,526.00 | 18,000.00 | 312,553.68 | 330,553.68 | 98.52 | 4,972.32 | 1.48 |
| 1.2 | | 15 | 00 | 0002 | | 2 | 2 | 8 | 6 | | Servicio de organización de eventos, festividades y actividades de entretenimiento | | | | | 18,000.00 | 317,526.00 | 335,526.00 | 18,000.00 | 312,553.68 | 330,553.68 | 98.52 | 4,972.32 | 1.48 |
| 1.2 | | 15 | 00 | 0002 | | 2 | 2 | 8 | 6 | 01 | Eventos generales | 4302 | 20 | 1955 | 100 | 0.00 | 289,626.00 | 289,626.00 | 0.00 | 284,653.68 | 284,653.68 | 98.28 | 4,972.32 | 1.72 |
| 1.2 | | 15 | 00 | 0002 | | 2 | 2 | 8 | 6 | 01 | Eventos generales | 4302 | 30 | 9995 | 102 | 18,000.00 | 0.00 | 18,000.00 | 18,000.00 | 0.00 | 18,000.00 | 100.00 | 0.00 | 0.00 |
| 1.2 | | 15 | 00 | 0002 | | 2 | 2 | 8 | 6 | 01 | Eventos generales | 4302 | 30 | 9998 | 102 | 0.00 | 27,900.00 | 27,900.00 | 0.00 | 27,900.00 | 27,900.00 | 100.00 | 0.00 | 0.00 |
| 1.2 | | 15 | 00 | 0002 | | 2 | 3 | | | | MATERIALES Y SUMINISTROS | | | | | 69,000.00 | -27,900.00 | 41,100.00 | 38,100.00 | 2,100.00 | 40,200.00 | 97.81 | 900.00 | 2.19 |
| 1.2 | | 15 | 00 | 0002 | | 2 | 3 | 9 | | | PRODUCTOS Y UTILES VARIOS | | | | | 69,000.00 | -27,900.00 | 41,100.00 | 38,100.00 | 2,100.00 | 40,200.00 | 97.81 | 900.00 | 2.19 |

MINISTERIO DE HACIENDA
DIRECCION GENERAL DE PRESUPUESTO
EJECUCIÓN TRIMESTRAL DE LOS GASTOS Y APLICACIONES FINANCIERAS POR DESTINO DE FONDOS Y ESTRUCTURA PROGRAMATICA
CORRESPONDIENTE AL CUARTO TRIMESTRE DEL AÑO 2024

Código del Capítulo: **7222**

Denominación: **Junta de Distrito Municipal de Hato del Yaque**

| Destino de Fondos | Estructura Programática | | | | | SNIP | Clasificador del Gasto | | | | | Función | Fuente Financiamiento | Fuente Especifica | Organismo Financador | Presupuesto | | | Devengado | | | | Balance Disponible | % Balance Disponible |
|-------------------|---------------------------|----------|----------|----------------|---|------|------------------------|--------|--------|-----------|--|---------|-----------------------|-------------------|----------------------|------------------------|------------|----------------|-----------|--------------------|--------------|--------------|--------------------|----------------------|
| | Partidas no Asig. a Prog. | Programa | Proyecto | Actividad/Obra | | | Tipo | Objeto | Cuenta | Subcuenta | Auxiliar | | | | | Denominación del Gasto | Original | Modificaciones | Vigente | Acumulado Anterior | Trimestre | A la Fecha | | |
| 1 | 2 | 3 | 4 | 5 | 6 | 7 | 8 | 9 | 10 | 11 | 12 | 13 | 14 | 15 | 16 | 17 | 18 | 19 = 17 +/- 18 | 20 | 21 | 22 = 20 + 21 | 23 = 22 ÷ 19 | 24 = 19 - 22 | 25 = 24 ÷ 19 |
| 1.2 | | 15 | 00 | 0002 | | 2 | 3 | 9 | 4 | | Útiles destinados a actividades deportivas, culturales y recreativas | | | | | 69,000.00 | -27,900.00 | 41,100.00 | 38,100.00 | 2,100.00 | 40,200.00 | 97.81 | 900.00 | 2.19 |
| 1.2 | | 15 | 00 | 0002 | | 2 | 3 | 9 | 4 | 01 | Útiles destinados a actividades deportivas, culturales y recreativas | 4302 | 20 | 1955 | 100 | 30,000.00 | 0.00 | 30,000.00 | 27,000.00 | 2,100.00 | 29,100.00 | 97.00 | 900.00 | 3.00 |
| 1.2 | | 15 | 00 | 0002 | | 2 | 3 | 9 | 4 | 01 | Útiles destinados a actividades deportivas, culturales y recreativas | 4302 | 30 | 9998 | 102 | 39,000.00 | -27,900.00 | 11,100.00 | 11,100.00 | 0.00 | 11,100.00 | 100.00 | 0.00 | 0.00 |

MINISTERIO DE HACIENDA
DIRECCION GENERAL DE PRESUPUESTO
EJECUCIÓN TRIMESTRAL DE LOS GASTOS Y APLICACIONES FINANCIERAS POR DESTINO DE FONDOS Y ESTRUCTURA PROGRAMATICA
CORRESPONDIENTE AL CUARTO TRIMESTRE DEL AÑO 2024

Código del Capítulo: **7222**

Denominación: **Junta de Distrito Municipal de Hato del Yaque**

| Destino de Fondos | Estructura Programática | | | | | SNIP | Clasificador del Gasto | | | | | Función | Fuente Financiamiento | Fuente Específica | Organismo Financiador | Presupuesto | | | Devengado | | | | Balance Disponible | % Balance Disponible |
|-------------------|---------------------------|----------|----------|----------------|---|------|------------------------|--------|--------|-----------|--|---------|-----------------------|-------------------|-----------------------|------------------------|-------------|----------------|--------------|--------------------|--------------|--------------|--------------------|----------------------|
| | Partidas no Asig. a Prog. | Programa | Proyecto | Actividad/Obra | | | Tipo | Objeto | Cuenta | Subcuenta | Auxiliar | | | | | Denominación del Gasto | Original | Modificaciones | Vigente | Acumulado Anterior | Trimestre | A la Fecha | | |
| 1 | 2 | 3 | 4 | 5 | 6 | 7 | 8 | 9 | 10 | 11 | 12 | 13 | 14 | 15 | 16 | 17 | 18 | 19 = 17 +/- 18 | 20 | 21 | 22 = 20 + 21 | 23 = 22 ÷ 19 | 24 = 19 - 22 | 25 = 24 ÷ 19 |
| 1.3 | | | | | | | | | | | Programas de Educación, Género y Salud | | | | | 3,034,116.00 | 0.00 | 3,034,116.00 | 2,080,808.49 | 849,827.02 | 2,930,635.51 | 96.59 | 103,480.49 | 3.41 |
| 1.3 | | | | | | 2 | | | | | CLASIFICADOR DEL GASTO | | | | | 3,034,116.00 | 0.00 | 3,034,116.00 | 2,080,808.49 | 849,827.02 | 2,930,635.51 | 96.59 | 103,480.49 | 3.41 |
| 1.3 | | 14 | | | | | | | | | Gestión y Administración de Servicios Sociales | | | | | 2,821,476.00 | 0.00 | 2,821,476.00 | 1,918,328.49 | 800,387.02 | 2,718,715.51 | 96.36 | 102,760.49 | 3.64 |
| 1.3 | | 14 | 00 | 0001 | | | | | | | Asistencia Social | | | | | 1,321,760.00 | 54,100.00 | 1,375,860.00 | 1,114,600.00 | 240,055.00 | 1,354,655.00 | 98.46 | 21,205.00 | 1.54 |
| 1.3 | | 14 | 00 | 0001 | | 2 | 1 | | | | REMUNERACIONES Y CONTRIBUCIONES | | | | | 1,296,000.00 | -215,900.00 | 1,080,100.00 | 819,600.00 | 239,300.00 | 1,058,900.00 | 98.04 | 21,200.00 | 1.96 |
| 1.3 | | 14 | 00 | 0001 | | 2 | 1 | 1 | | | REMUNERACIONES | | | | | 1,296,000.00 | -215,900.00 | 1,080,100.00 | 819,600.00 | 239,300.00 | 1,058,900.00 | 98.04 | 21,200.00 | 1.96 |
| 1.3 | | 14 | 00 | 0001 | | 2 | 1 | 1 | 1 | 01 | Sueldos fijos | 4510 | 20 | 1955 | 100 | 1,296,000.00 | -215,900.00 | 1,080,100.00 | 819,600.00 | 239,300.00 | 1,058,900.00 | 98.04 | 21,200.00 | 1.96 |
| 1.3 | | 14 | 00 | 0001 | | 2 | 4 | | | | TRANSFERENCIAS CORRIENTES | | | | | 25,760.00 | 270,000.00 | 295,760.00 | 295,000.00 | 755.00 | 295,755.00 | 100.00 | 5.00 | 0.00 |
| 1.3 | | 14 | 00 | 0001 | | 2 | 4 | 1 | | | TRANSFERENCIAS CORRIENTES AL SECTOR PRIVADO | | | | | 25,760.00 | 270,000.00 | 295,760.00 | 295,000.00 | 755.00 | 295,755.00 | 100.00 | 5.00 | 0.00 |
| 1.3 | | 14 | 00 | 0001 | | 2 | 4 | 1 | 2 | | Ayudas y donaciones a personas | | | | | 25,760.00 | 270,000.00 | 295,760.00 | 295,000.00 | 755.00 | 295,755.00 | 100.00 | 5.00 | 0.00 |
| 1.3 | | 14 | 00 | 0001 | | 2 | 4 | 1 | 2 | 01 | Ayudas y donaciones programadas a hogares y personas | 4510 | 20 | 1955 | 100 | 0.00 | 70,000.00 | 70,000.00 | 70,000.00 | 0.00 | 70,000.00 | 100.00 | 0.00 | 0.00 |
| 1.3 | | 14 | 00 | 0001 | | 2 | 4 | 1 | 2 | 01 | Ayudas y donaciones programadas a hogares y personas | 4510 | 30 | 9998 | 102 | 15,891.00 | 0.00 | 15,891.00 | 15,200.00 | 690.00 | 15,890.00 | 99.99 | 1.00 | 0.01 |
| 1.3 | | 14 | 00 | 0001 | | 2 | 4 | 1 | 2 | 02 | Ayudas y donaciones ocasionales a hogares y personas | 4510 | 20 | 1955 | 100 | 0.00 | 200,000.00 | 200,000.00 | 200,000.00 | 0.00 | 200,000.00 | 100.00 | 0.00 | 0.00 |
| 1.3 | | 14 | 00 | 0001 | | 2 | 4 | 1 | 2 | 02 | Ayudas y donaciones ocasionales a hogares y personas | 4510 | 30 | 9998 | 102 | 9,869.00 | 0.00 | 9,869.00 | 9,800.00 | 65.00 | 9,865.00 | 99.96 | 4.00 | 0.04 |
| 1.3 | | 14 | 00 | 0002 | | | | | | | Educación y Formación Integral | | | | | 677,716.00 | 150,000.00 | 827,716.00 | 369,910.27 | 393,251.02 | 763,161.29 | 92.20 | 64,554.71 | 7.80 |
| 1.3 | | 14 | 00 | 0002 | | 2 | 1 | | | | REMUNERACIONES Y CONTRIBUCIONES | | | | | 570,000.00 | -401,000.00 | 169,000.00 | 135,800.00 | 19,600.00 | 155,400.00 | 91.95 | 13,600.00 | 8.05 |
| 1.3 | | 14 | 00 | 0002 | | 2 | 1 | 1 | | | REMUNERACIONES | | | | | 570,000.00 | -401,000.00 | 169,000.00 | 135,800.00 | 19,600.00 | 155,400.00 | 91.95 | 13,600.00 | 8.05 |
| 1.3 | | 14 | 00 | 0002 | | 2 | 1 | 1 | 2 | 06 | Jornales | 4409 | 20 | 1955 | 100 | 570,000.00 | -401,000.00 | 169,000.00 | 135,800.00 | 19,600.00 | 155,400.00 | 91.95 | 13,600.00 | 8.05 |

MINISTERIO DE HACIENDA
DIRECCION GENERAL DE PRESUPUESTO
EJECUCIÓN TRIMESTRAL DE LOS GASTOS Y APLICACIONES FINANCIERAS POR DESTINO DE FONDOS Y ESTRUCTURA PROGRAMATICA
CORRESPONDIENTE AL CUARTO TRIMESTRE DEL AÑO 2024

Código del Capítulo: **7222**

Denominación: **Junta de Distrito Municipal de Hato del Yaque**

| Destino de Fondos | Estructura Programática | | | | | SNIP | Clasificador del Gasto | | | | | Función | Fuente Financiamiento | Fuente Especifica | Organismo Financador | Presupuesto | | | Devengado | | | | Balance Disponible | % Balance Disponible |
|-------------------|---------------------------|----------|----------|----------------|---|------|------------------------|--------|--------|-----------|--|---------|-----------------------|-------------------|----------------------|------------------------|------------|----------------|------------|--------------------|--------------|--------------|--------------------|----------------------|
| | Partidas no Asig. a Prog. | Programa | Proyecto | Actividad/Obra | | | Tipo | Objeto | Cuenta | Subcuenta | Auxiliar | | | | | Denominación del Gasto | Original | Modificaciones | Vigente | Acumulado Anterior | Trimestre | A la Fecha | | |
| 1 | 2 | 3 | 4 | 5 | 6 | 7 | 8 | 9 | 10 | 11 | 12 | 13 | 14 | 15 | 16 | 17 | 18 | 19 = 17 +/- 18 | 20 | 21 | 22 = 20 + 21 | 23 = 22 ÷ 19 | 24 = 19 - 22 | 25 = 24 ÷ 19 |
| 1.3 | | 14 | 00 | 0002 | | 2 | 2 | | | | CONTRATACIÓN DE SERVICIOS | | | | | 15,316.00 | 1,000.00 | 16,316.00 | 12,681.27 | 2,314.02 | 14,995.29 | 91.91 | 1,320.71 | 8.09 |
| 1.3 | | 14 | 00 | 0002 | | 2 | 2 | 8 | | | OTROS SERVICIOS NO INCLUIDOS EN CONCEPTOS ANTERIORES | | | | | 15,316.00 | 1,000.00 | 16,316.00 | 12,681.27 | 2,314.02 | 14,995.29 | 91.91 | 1,320.71 | 8.09 |
| 1.3 | | 14 | 00 | 0002 | | 2 | 2 | 8 | 2 | 01 | Comisiones y gastos bancarios | 4409 | 20 | 1955 | 100 | 5,716.00 | 1,000.00 | 6,716.00 | 4,661.27 | 1,633.02 | 6,294.29 | 93.72 | 421.71 | 6.28 |
| 1.3 | | 14 | 00 | 0002 | | 2 | 2 | 8 | 6 | 01 | Eventos generales | 4409 | 30 | 9995 | 102 | 9,600.00 | 0.00 | 9,600.00 | 8,020.00 | 681.00 | 8,701.00 | 90.64 | 899.00 | 9.36 |
| 1.3 | | 14 | 00 | 0002 | | 2 | 4 | | | | TRANSFERENCIAS CORRIENTES | | | | | 92,400.00 | 550,000.00 | 642,400.00 | 221,429.00 | 371,337.00 | 592,766.00 | 92.27 | 49,634.00 | 7.73 |
| 1.3 | | 14 | 00 | 0002 | | 2 | 4 | 1 | | | TRANSFERENCIAS CORRIENTES AL SECTOR PRIVADO | | | | | 92,400.00 | 550,000.00 | 642,400.00 | 221,429.00 | 371,337.00 | 592,766.00 | 92.27 | 49,634.00 | 7.73 |
| 1.3 | | 14 | 00 | 0002 | | 2 | 4 | 1 | 2 | | Ayudas y donaciones a personas | | | | | 92,400.00 | 550,000.00 | 642,400.00 | 221,429.00 | 371,337.00 | 592,766.00 | 92.27 | 49,634.00 | 7.73 |
| 1.3 | | 14 | 00 | 0002 | | 2 | 4 | 1 | 2 | 01 | Ayudas y donaciones programadas a hogares y personas | 4409 | 20 | 1955 | 100 | 0.00 | 550,000.00 | 550,000.00 | 129,029.00 | 371,337.00 | 500,366.00 | 90.98 | 49,634.00 | 9.02 |
| 1.3 | | 14 | 00 | 0002 | | 2 | 4 | 1 | 2 | 01 | Ayudas y donaciones programadas a hogares y personas | 4409 | 30 | 9995 | 102 | 62,400.00 | 0.00 | 62,400.00 | 62,400.00 | 0.00 | 62,400.00 | 100.00 | 0.00 | 0.00 |
| 1.3 | | 14 | 00 | 0002 | | 2 | 4 | 1 | 2 | 02 | Ayudas y donaciones ocasionales a hogares y personas | 4409 | 30 | 9995 | 102 | 5,000.00 | 0.00 | 5,000.00 | 5,000.00 | 0.00 | 5,000.00 | 100.00 | 0.00 | 0.00 |
| 1.3 | | 14 | 00 | 0002 | | 2 | 4 | 1 | 2 | 02 | Ayudas y donaciones ocasionales a hogares y personas | 4409 | 30 | 9998 | 102 | 25,000.00 | 0.00 | 25,000.00 | 25,000.00 | 0.00 | 25,000.00 | 100.00 | 0.00 | 0.00 |
| 1.3 | | 14 | 00 | 0003 | | | | | | | Prestaciones de Salud y Asistencia Primaria | | | | | 376,000.00 | 92,400.00 | 468,400.00 | 342,818.22 | 123,581.00 | 466,399.22 | 99.57 | 2,000.78 | 0.43 |
| 1.3 | | 14 | 00 | 0003 | | 2 | 1 | | | | REMUNERACIONES Y CONTRIBUCIONES | | | | | 280,000.00 | 92,400.00 | 372,400.00 | 251,300.00 | 119,100.00 | 370,400.00 | 99.46 | 2,000.00 | 0.54 |
| 1.3 | | 14 | 00 | 0003 | | 2 | 1 | 1 | | | REMUNERACIONES | | | | | 280,000.00 | 92,400.00 | 372,400.00 | 251,300.00 | 119,100.00 | 370,400.00 | 99.46 | 2,000.00 | 0.54 |
| 1.3 | | 14 | 00 | 0003 | | 2 | 1 | 1 | 2 | | Remuneraciones al personal con carácter transitorio | | | | | 280,000.00 | 92,400.00 | 372,400.00 | 251,300.00 | 119,100.00 | 370,400.00 | 99.46 | 2,000.00 | 0.54 |
| 1.3 | | 14 | 00 | 0003 | | 2 | 1 | 1 | 2 | 06 | Jornales | 4203 | 20 | 1955 | 100 | 270,000.00 | 92,400.00 | 362,400.00 | 251,300.00 | 111,100.00 | 362,400.00 | 100.00 | 0.00 | 0.00 |
| 1.3 | | 14 | 00 | 0003 | | 2 | 1 | 1 | 2 | 08 | Personal de carácter temporal | 4203 | 30 | 9998 | 102 | 10,000.00 | 0.00 | 10,000.00 | 0.00 | 8,000.00 | 8,000.00 | 80.00 | 2,000.00 | 20.00 |
| 1.3 | | 14 | 00 | 0003 | | 2 | 3 | | | | MATERIALES Y SUMINISTROS | | | | | 60,000.00 | 0.00 | 60,000.00 | 55,518.22 | 4,481.00 | 59,999.22 | 100.00 | 0.78 | 0.00 |

MINISTERIO DE HACIENDA
DIRECCION GENERAL DE PRESUPUESTO
EJECUCIÓN TRIMESTRAL DE LOS GASTOS Y APLICACIONES FINANCIERAS POR DESTINO DE FONDOS Y ESTRUCTURA PROGRAMATICA
CORRESPONDIENTE AL CUARTO TRIMESTRE DEL AÑO 2024

Código del Capítulo: **7222**

Denominación: **Junta de Distrito Municipal de Hato del Yaque**

| Destino de Fondos | Estructura Programática | | | | | SNIP | Clasificador del Gasto | | | | | Función | Fuente Financiamiento | Fuente Especifica | Organismo Financador | Presupuesto | | | Devengado | | | | Balance Disponible | % Balance Disponible | |
|-------------------|---------------------------|----------|----------|----------------|---|------|------------------------|--------|--------|-----------|--|---------|-----------------------|-------------------|----------------------|------------------------|-------------|----------------|------------|--------------------|--------------|--------------|--------------------|----------------------|------------------------|
| | Partidas no Asig. a Prog. | Programa | Proyecto | Actividad/Obra | | | Tipo | Objeto | Cuenta | Subcuenta | Auxiliar | | | | | Denominación del Gasto | Original | Modificaciones | Vigente | Acumulado Anterior | Trimestre | A la Fecha | | | % Devengado a la Fecha |
| 1 | 2 | 3 | 4 | 5 | 6 | 7 | 8 | 9 | 10 | 11 | 12 | 13 | 14 | 15 | 16 | 17 | 18 | 19 = 17 +/- 18 | 20 | 21 | 22 = 20 + 21 | 23 = 22 ÷ 19 | 24 = 19 - 22 | 25 = 24 ÷ 19 | |
| 1.3 | | 14 | 00 | 0003 | | 2 | 3 | 4 | | | PRODUCTOS FARMACEUTICOS | | | | | 60,000.00 | 0.00 | 60,000.00 | 55,518.22 | 4,481.00 | 59,999.22 | 100.00 | 0.78 | 0.00 | |
| 1.3 | | 14 | 00 | 0003 | | 2 | 3 | 4 | 1 | 01 | Productos medicinales para uso humano | 4203 | 30 | 9996 | 102 | 60,000.00 | 0.00 | 60,000.00 | 55,518.22 | 4,481.00 | 59,999.22 | 100.00 | 0.78 | 0.00 | |
| 1.3 | | 14 | 00 | 0003 | | 2 | 4 | | | | TRANSFERENCIAS CORRIENTES | | | | | 36,000.00 | 0.00 | 36,000.00 | 36,000.00 | 0.00 | 36,000.00 | 100.00 | 0.00 | 0.00 | |
| 1.3 | | 14 | 00 | 0003 | | 2 | 4 | 1 | | | TRANSFERENCIAS CORRIENTES AL SECTOR PRIVADO | | | | | 36,000.00 | 0.00 | 36,000.00 | 36,000.00 | 0.00 | 36,000.00 | 100.00 | 0.00 | 0.00 | |
| 1.3 | | 14 | 00 | 0003 | | 2 | 4 | 1 | 2 | 02 | Ayudas y donaciones ocasionales a hogares y personas | 4203 | 30 | 9998 | 102 | 36,000.00 | 0.00 | 36,000.00 | 36,000.00 | 0.00 | 36,000.00 | 100.00 | 0.00 | 0.00 | |
| 1.3 | | 14 | 00 | 0004 | | | | | | | Fortalecimiento de la Equidad de Género | | | | | 446,000.00 | -296,500.00 | 149,500.00 | 91,000.00 | 43,500.00 | 134,500.00 | 89.97 | 15,000.00 | 10.03 | |
| 1.3 | | 14 | 00 | 0004 | | 2 | 1 | | | | REMUNERACIONES Y CONTRIBUCIONES | | | | | 446,000.00 | -296,500.00 | 149,500.00 | 91,000.00 | 43,500.00 | 134,500.00 | 89.97 | 15,000.00 | 10.03 | |
| 1.3 | | 14 | 00 | 0004 | | 2 | 1 | 1 | | | REMUNERACIONES | | | | | 446,000.00 | -296,500.00 | 149,500.00 | 91,000.00 | 43,500.00 | 134,500.00 | 89.97 | 15,000.00 | 10.03 | |
| 1.3 | | 14 | 00 | 0004 | | 2 | 1 | 1 | 2 | | Remuneraciones al personal con carácter transitorio | | | | | 446,000.00 | -296,500.00 | 149,500.00 | 91,000.00 | 43,500.00 | 134,500.00 | 89.97 | 15,000.00 | 10.03 | |
| 1.3 | | 14 | 00 | 0004 | | 2 | 1 | 1 | 2 | 06 | Jornales | 4603 | 20 | 1955 | 100 | 444,000.00 | -296,500.00 | 147,500.00 | 91,000.00 | 43,500.00 | 134,500.00 | 91.19 | 13,000.00 | 8.81 | |
| 1.3 | | 14 | 00 | 0004 | | 2 | 1 | 1 | 2 | 08 | Personal de carácter temporal | 4603 | 20 | 1955 | 100 | 2,000.00 | 0.00 | 2,000.00 | 0.00 | 0.00 | 0.00 | 0.00 | 0.00 | 2,000.00 | 100.00 |
| 1.3 | 98 | | | | | | | | | | Adm. de Contribuciones Especiales (Transf. Priv.) | | | | | 212,640.00 | 0.00 | 212,640.00 | 162,480.00 | 49,440.00 | 211,920.00 | 99.66 | 720.00 | 0.34 | |
| 1.3 | 98 | | | | | 2 | 4 | | | | TRANSFERENCIAS CORRIENTES | | | | | 212,640.00 | 0.00 | 212,640.00 | 162,480.00 | 49,440.00 | 211,920.00 | 99.66 | 720.00 | 0.34 | |
| 1.3 | 98 | | | | | 2 | 4 | 1 | | | TRANSFERENCIAS CORRIENTES AL SECTOR PRIVADO | | | | | 212,640.00 | 0.00 | 212,640.00 | 162,480.00 | 49,440.00 | 211,920.00 | 99.66 | 720.00 | 0.34 | |
| 1.3 | 98 | | | | | 2 | 4 | 1 | 6 | | Transferencias corrientes a asociaciones sin fines de lucro y partidos políticos | | | | | 212,640.00 | 0.00 | 212,640.00 | 162,480.00 | 49,440.00 | 211,920.00 | 99.66 | 720.00 | 0.34 | |
| 1.3 | 98 | | | | | 2 | 4 | 1 | 6 | 01 | Transferencias corrientes programadas a asociaciones sin fines de lucro | 4510 | 30 | 9995 | 102 | 212,640.00 | 0.00 | 212,640.00 | 162,480.00 | 49,440.00 | 211,920.00 | 99.66 | 720.00 | 0.34 | |

MINISTERIO DE HACIENDA
DIRECCION GENERAL DE PRESUPUESTO
EJECUCIÓN TRIMESTRAL DE LOS GASTOS Y APLICACIONES FINANCIERAS POR DESTINO DE FONDOS Y ESTRUCTURA PROGRAMATICA
CORRESPONDIENTE AL CUARTO TRIMESTRE DEL AÑO 2024

Código del Capítulo: **7222**

Denominación: **Junta de Distrito Municipal de Hato del Yaque**

| Destino de Fondos | Estructura Programática | | | | | SNIP | Clasificador del Gasto | | | | | Denominación del Gasto | Función | Fuente Financiamiento | Fuente Especifica | Organismo Financiado | Presupuesto | | | Devengado | | | | Balance Disponible | % Balance Disponible |
|-------------------|---------------------------|----------|----------|----------------|---|------|------------------------|--------|--------|-----------|--|------------------------|---------|-----------------------|-------------------|----------------------|--------------|----------------|---------------|--------------------|---------------|--------------|------------------------|--------------------|----------------------|
| | Partidas no Asig. a Prog. | Programa | Proyecto | Actividad/Obra | | | Tipo | Objeto | Cuenta | Subcuenta | Auxiliar | | | | | | Original | Modificaciones | Vigente | Acumulado Anterior | Trimestre | A la Fecha | % Devengado a la Fecha | | |
| 1 | 2 | 3 | 4 | 5 | 6 | 7 | 8 | 9 | 10 | 11 | 12 | 13 | 14 | 15 | 16 | 17 | 18 | 19 = 17 +/- 18 | 20 | 21 | 22 = 20 + 21 | 23 = 22 ÷ 19 | 24 = 19 - 22 | 25 = 24 ÷ 19 | |
| 2.1 | | | | | | | | | | | Bienes Muebles, Inmuebles no clasificado en categoría proyecto | | | | | 10,479,980.00 | 2,934,416.00 | 13,414,396.00 | 11,157,942.66 | 2,256,338.11 | 13,414,280.77 | 100.00 | 115.23 | 0.00 | |
| 2.1 | | | | | | 2 | | | | | CLASIFICADOR DEL GASTO | | | | | 10,479,980.00 | 2,934,416.00 | 13,414,396.00 | 11,157,942.66 | 2,256,338.11 | 13,414,280.77 | 100.00 | 115.23 | 0.00 | |
| 2.1 | | 01 | | | | | | | | | Normas, Políticas y Administración Municipal | | | | | 3,205,979.00 | -502,920.00 | 2,703,059.00 | 2,629,042.44 | 73,919.44 | 2,702,961.88 | 100.00 | 97.12 | 0.00 | |
| 2.1 | | 01 | 00 | 0001 | | | | | | | Normas y Seguimientos | | | | | 0.00 | 15,000.00 | 15,000.00 | 15,000.00 | 0.00 | 15,000.00 | 100.00 | 0.00 | 0.00 | |
| 2.1 | | 01 | 00 | 0001 | | 2 | 2 | | | | CONTRATACIÓN DE SERVICIOS | | | | | 0.00 | 15,000.00 | 15,000.00 | 15,000.00 | 0.00 | 15,000.00 | 100.00 | 0.00 | 0.00 | |
| 2.1 | | 01 | 00 | 0001 | | 2 | 2 | 7 | | | SERVICIOS DE CONSERVACION, REPARACIONES MENORES E INSTALACIONES TEMPORALES | | | | | 0.00 | 15,000.00 | 15,000.00 | 15,000.00 | 0.00 | 15,000.00 | 100.00 | 0.00 | 0.00 | |
| 2.1 | | 01 | 00 | 0001 | | 2 | 2 | 7 | 1 | 06 | Mantenimiento y reparación de Instalaciones eléctricas | 1101 | 20 | 1955 | 100 | 0.00 | 15,000.00 | 15,000.00 | 15,000.00 | 0.00 | 15,000.00 | 100.00 | 0.00 | 0.00 | |
| 2.1 | | 01 | 00 | 0003 | | | | | | | Administración Municipal | | | | | 3,165,979.00 | -523,516.00 | 2,642,463.00 | 2,574,042.44 | 68,323.44 | 2,642,365.88 | 100.00 | 97.12 | 0.00 | |
| 2.1 | | 01 | 00 | 0003 | | 2 | 2 | | | | CONTRATACIÓN DE SERVICIOS | | | | | 1,331,779.00 | -111,374.00 | 1,220,405.00 | 1,167,433.74 | 52,878.44 | 1,220,312.18 | 99.99 | 92.82 | 0.01 | |
| 2.1 | | 01 | 00 | 0003 | | 2 | 2 | 5 | | | ALQUILERES Y RENTAS | | | | | 540,000.00 | -36,000.00 | 504,000.00 | 463,000.00 | 41,000.00 | 504,000.00 | 100.00 | 0.00 | 0.00 | |
| 2.1 | | 01 | 00 | 0003 | | 2 | 2 | 5 | 4 | 01 | Alquileres de equipos de transporte, tracción y elevación | 1101 | 20 | 1955 | 100 | 540,000.00 | -36,000.00 | 504,000.00 | 463,000.00 | 41,000.00 | 504,000.00 | 100.00 | 0.00 | 0.00 | |
| 2.1 | | 01 | 00 | 0003 | | 2 | 2 | 7 | | | SERVICIOS DE CONSERVACION, REPARACIONES MENORES E INSTALACIONES TEMPORALES | | | | | 727,886.00 | -55,674.00 | 672,212.00 | 670,996.38 | 1,214.00 | 672,210.38 | 100.00 | 1.62 | 0.00 | |
| 2.1 | | 01 | 00 | 0003 | | 2 | 2 | 7 | 1 | | Contratación de mantenimiento y reparaciones menores | | | | | 427,886.00 | -100,300.00 | 327,586.00 | 327,584.65 | 0.00 | 327,584.65 | 100.00 | 1.35 | 0.00 | |
| 2.1 | | 01 | 00 | 0003 | | 2 | 2 | 7 | 1 | 05 | Mantenimiento y reparación en Obras de dominio público | 1101 | 20 | 1955 | 100 | 400,000.00 | -100,300.00 | 299,700.00 | 299,699.60 | 0.00 | 299,699.60 | 100.00 | 0.40 | 0.00 | |
| 2.1 | | 01 | 00 | 0003 | | 2 | 2 | 7 | 1 | 06 | Mantenimiento y reparación de Instalaciones eléctricas | 1101 | 20 | 1955 | 100 | 27,886.00 | 0.00 | 27,886.00 | 27,885.05 | 0.00 | 27,885.05 | 100.00 | 0.95 | 0.00 | |

MINISTERIO DE HACIENDA
DIRECCION GENERAL DE PRESUPUESTO
EJECUCIÓN TRIMESTRAL DE LOS GASTOS Y APLICACIONES FINANCIERAS POR DESTINO DE FONDOS Y ESTRUCTURA PROGRAMATICA
CORRESPONDIENTE AL CUARTO TRIMESTRE DEL AÑO 2024

Código del Capítulo: **7222**

Denominación: **Junta de Distrito Municipal de Hato del Yaque**

| Destino de Fondos | Estructura Programática | | | | | SNIP | Clasificador del Gasto | | | | | Función | Fuente Financiamiento | Fuente Especifica | Organismo Financador | Presupuesto | | | Devengado | | | | Balance Disponible | % Balance Disponible |
|-------------------|---------------------------|----------|----------|----------------|---|------|------------------------|--------|--------|-----------|---|---------|-----------------------|-------------------|----------------------|------------------------|-------------|----------------|--------------|--------------------|--------------|--------------|--------------------|----------------------|
| | Partidas no Asig. a Prog. | Programa | Proyecto | Actividad/Obra | | | Tipo | Objeto | Cuenta | Subcuenta | Auxiliar | | | | | Denominación del Gasto | Original | Modificaciones | Vigente | Acumulado Anterior | Trimestre | A la Fecha | | |
| 1 | 2 | 3 | 4 | 5 | 6 | 7 | 8 | 9 | 10 | 11 | 12 | 13 | 14 | 15 | 16 | 17 | 18 | 19 = 17 +/- 18 | 20 | 21 | 22 = 20 + 21 | 23 = 22 ÷ 19 | 24 = 19 - 22 | 25 = 24 ÷ 19 |
| 2.1 | | 01 | 00 | 0003 | | 2 | 2 | 7 | 2 | | Mantenimiento y reparación de maquinarias y equipos | | | | | 300,000.00 | 44,626.00 | 344,626.00 | 343,411.73 | 1,214.00 | 344,625.73 | 100.00 | 0.27 | 0.00 |
| 2.1 | | 01 | 00 | 0003 | | 2 | 2 | 7 | 2 | 06 | Mantenimiento y reparación de equipos de transporte, tracción y elevación | 1101 | 20 | 1955 | 100 | 230,000.00 | 44,626.00 | 274,626.00 | 273,411.73 | 1,214.00 | 274,625.73 | 100.00 | 0.27 | 0.00 |
| 2.1 | | 01 | 00 | 0003 | | 2 | 2 | 7 | 2 | 06 | Mantenimiento y reparación de equipos de transporte, tracción y elevación | 1101 | 30 | 9998 | 102 | 70,000.00 | 0.00 | 70,000.00 | 70,000.00 | 0.00 | 70,000.00 | 100.00 | 0.00 | 0.00 |
| 2.1 | | 01 | 00 | 0003 | | 2 | 2 | 8 | | | OTROS SERVICIOS NO INCLUIDOS EN CONCEPTOS ANTERIORES | | | | | 63,893.00 | -19,700.00 | 44,193.00 | 33,437.36 | 10,664.44 | 44,101.80 | 99.79 | 91.20 | 0.21 |
| 2.1 | | 01 | 00 | 0003 | | 2 | 2 | 8 | 2 | 01 | Comisiones y gastos bancarios | 1101 | 20 | 1955 | 100 | 63,893.00 | -19,700.00 | 44,193.00 | 33,437.36 | 10,664.44 | 44,101.80 | 99.79 | 91.20 | 0.21 |
| 2.1 | | 01 | 00 | 0003 | | 2 | 3 | | | | MATERIALES Y SUMINISTROS | | | | | 810,200.00 | 204,810.00 | 1,015,010.00 | 1,005,009.99 | 10,000.00 | 1,015,009.99 | 100.00 | 0.01 | 0.00 |
| 2.1 | | 01 | 00 | 0003 | | 2 | 3 | 5 | | | PRODUCTOS DE CUERO, CAUCHO Y PLÁSTICO | | | | | 140,000.00 | -100.00 | 139,900.00 | 129,900.00 | 10,000.00 | 139,900.00 | 100.00 | 0.00 | 0.00 |
| 2.1 | | 01 | 00 | 0003 | | 2 | 3 | 5 | 3 | 01 | Llantas y neumáticos | 1101 | 20 | 1955 | 100 | 140,000.00 | -100.00 | 139,900.00 | 129,900.00 | 10,000.00 | 139,900.00 | 100.00 | 0.00 | 0.00 |
| 2.1 | | 01 | 00 | 0003 | | 2 | 3 | 7 | | | COMBUSTIBLES, LUBRICANTES, PRODUCTOS QUIMICOS Y CONEXOS | | | | | 570,200.00 | 129,910.00 | 700,110.00 | 700,110.00 | 0.00 | 700,110.00 | 100.00 | 0.00 | 0.00 |
| 2.1 | | 01 | 00 | 0003 | | 2 | 3 | 7 | 1 | | Combustibles y lubricantes | | | | | 570,200.00 | 129,910.00 | 700,110.00 | 700,110.00 | 0.00 | 700,110.00 | 100.00 | 0.00 | 0.00 |
| 2.1 | | 01 | 00 | 0003 | | 2 | 3 | 7 | 1 | 01 | Gasolina | 1101 | 20 | 1955 | 100 | 440,000.00 | 0.00 | 440,000.00 | 440,000.00 | 0.00 | 440,000.00 | 100.00 | 0.00 | 0.00 |
| 2.1 | | 01 | 00 | 0003 | | 2 | 3 | 7 | 1 | 02 | Gasoil | 1101 | 20 | 1955 | 100 | 130,200.00 | 129,910.00 | 260,110.00 | 260,110.00 | 0.00 | 260,110.00 | 100.00 | 0.00 | 0.00 |
| 2.1 | | 01 | 00 | 0003 | | 2 | 3 | 9 | | | PRODUCTOS Y UTILES VARIOS | | | | | 100,000.00 | 75,000.00 | 175,000.00 | 174,999.99 | 0.00 | 174,999.99 | 100.00 | 0.01 | 0.00 |
| 2.1 | | 01 | 00 | 0003 | | 2 | 3 | 9 | 6 | 01 | Productos eléctricos y afines | 1101 | 20 | 1955 | 100 | 100,000.00 | 75,000.00 | 175,000.00 | 174,999.99 | 0.00 | 174,999.99 | 100.00 | 0.01 | 0.00 |
| 2.1 | | 01 | 00 | 0003 | | 2 | 6 | | | | BIENES MUEBLES, INMUEBLES E INTANGIBLES | | | | | 1,024,000.00 | -616,952.00 | 407,048.00 | 401,598.71 | 5,445.00 | 407,043.71 | 100.00 | 4.29 | 0.00 |
| 2.1 | | 01 | 00 | 0003 | | 2 | 6 | 1 | | | MOBILIARIO Y EQUIPO | | | | | 250,000.00 | 157,048.00 | 407,048.00 | 401,598.71 | 5,445.00 | 407,043.71 | 100.00 | 4.29 | 0.00 |
| 2.1 | | 01 | 00 | 0003 | | 2 | 6 | 1 | 4 | | Electrodomesticos | | | | | 150,000.00 | 125,000.00 | 275,000.00 | 269,552.11 | 5,445.00 | 274,997.11 | 100.00 | 2.89 | 0.00 |
| 2.1 | | 01 | 00 | 0003 | | 2 | 6 | 1 | 4 | 01 | Electrodomesticos | 1101 | 20 | 1955 | 100 | 140,000.00 | 125,000.00 | 265,000.00 | 265,000.00 | 0.00 | 265,000.00 | 100.00 | 0.00 | 0.00 |
| 2.1 | | 01 | 00 | 0003 | | 2 | 6 | 1 | 4 | 01 | Electrodomesticos | 1101 | 30 | 9998 | 102 | 10,000.00 | 0.00 | 10,000.00 | 4,552.11 | 5,445.00 | 9,997.11 | 99.97 | 2.89 | 0.03 |

MINISTERIO DE HACIENDA
DIRECCION GENERAL DE PRESUPUESTO
EJECUCIÓN TRIMESTRAL DE LOS GASTOS Y APLICACIONES FINANCIERAS POR DESTINO DE FONDOS Y ESTRUCTURA PROGRAMATICA
CORRESPONDIENTE AL CUARTO TRIMESTRE DEL AÑO 2024

Código del Capítulo: **7222**

Denominación: **Junta de Distrito Municipal de Hato del Yaque**

| Destino de Fondos | Estructura Programática | | | | | SNIP | Clasificador del Gasto | | | | | Función | Fuente Financiamiento | Fuente Especifica | Organismo Financador | Presupuesto | | | Devengado | | | | Balance Disponible | % Balance Disponible |
|-------------------|---------------------------|----------|----------|----------------|------|------|------------------------|--------|-----------|---|------------------------|---------|-----------------------|-------------------|----------------------|---------------------|----------------------|---------------------|---------------------|----------------------|---------------|------------------------|--------------------|----------------------|
| | Partidas no Asig. a Prog. | Programa | Proyecto | Actividad/Obra | Tipo | | Objeto | Cuenta | Subcuenta | Auxiliar | Denominación del Gasto | | | | | Original | Modificaciones | Vigente | Acumulado Anterior | Trimestre | A la Fecha | % Devengado a la Fecha | | |
| | | | | | | | | | | | | | | | | | | | | | | | | |
| 2.1 | | 01 | 00 | 0003 | 2 | 6 | 1 | 9 | | Otros mobiliarios y equipos no identificados precedentemente | | | | | 100,000.00 | 32,048.00 | 132,048.00 | 132,046.60 | 0.00 | 132,046.60 | 100.00 | 1.40 | 0.00 | |
| 2.1 | | 01 | 00 | 0003 | 2 | 6 | 1 | 9 | 01 | Otros mobiliarios y equipos no identificados precedentemente | 1101 | 20 | 1955 | 100 | 90,000.00 | 33,156.00 | 123,156.00 | 123,155.22 | 0.00 | 123,155.22 | 100.00 | 0.78 | 0.00 | |
| 2.1 | | 01 | 00 | 0003 | 2 | 6 | 1 | 9 | 01 | Otros mobiliarios y equipos no identificados precedentemente | 1101 | 30 | 9995 | 102 | 10,000.00 | -1,108.00 | 8,892.00 | 8,891.38 | 0.00 | 8,891.38 | 99.99 | 0.62 | 0.01 | |
| 2.1 | | 01 | 00 | 0003 | 2 | 6 | 4 | | | VEHICULOS Y EQUIPO DE TRANSPORTE, TRACCIÓN Y ELEVACIÓN | | | | | 74,000.00 | -74,000.00 | 0.00 | 0.00 | 0.00 | 0.00 | 0.00 | 0.00 | 100.00 | |
| 2.1 | | 01 | 00 | 0003 | 2 | 6 | 4 | 1 | 01 | Automóviles y camiones | 1101 | 20 | 1955 | 100 | 74,000.00 | -74,000.00 | 0.00 | 0.00 | 0.00 | 0.00 | 0.00 | 0.00 | 0.00 | |
| 2.1 | | 01 | 00 | 0003 | 2 | 6 | 5 | | | MAQUINARIA, OTROS EQUIPOS Y HERRAMIENTAS | | | | | 700,000.00 | -700,000.00 | 0.00 | 0.00 | 0.00 | 0.00 | 0.00 | 0.00 | 100.00 | |
| 2.1 | | 01 | 00 | 0003 | 2 | 6 | 5 | 6 | 01 | Equipo de generación eléctrica | 1101 | 20 | 1955 | 100 | 700,000.00 | -700,000.00 | 0.00 | 0.00 | 0.00 | 0.00 | 0.00 | 0.00 | 0.00 | |
| 2.1 | | 01 | 00 | 0004 | | | | | | Servicios Administrativos y Financieros | | | | | 40,000.00 | 5,596.00 | 45,596.00 | 40,000.00 | 5,596.00 | 45,596.00 | 100.00 | 0.00 | 0.00 | |
| 2.1 | | 01 | 00 | 0004 | 2 | 2 | | | | CONTRATACIÓN DE SERVICIOS | | | | | 0.00 | 5,596.00 | 5,596.00 | 0.00 | 5,596.00 | 5,596.00 | 100.00 | 0.00 | 0.00 | |
| 2.1 | | 01 | 00 | 0004 | 2 | 2 | 8 | | | OTROS SERVICIOS NO INCLUIDOS EN CONCEPTOS ANTERIORES | | | | | 0.00 | 5,596.00 | 5,596.00 | 0.00 | 5,596.00 | 5,596.00 | 100.00 | 0.00 | 0.00 | |
| 2.1 | | 01 | 00 | 0004 | 2 | 2 | 8 | 2 | | Comisiones y gastos bancarios | | | | | 0.00 | 5,596.00 | 5,596.00 | 0.00 | 5,596.00 | 5,596.00 | 100.00 | 0.00 | 0.00 | |
| 2.1 | | 01 | 00 | 0004 | 2 | 2 | 8 | 2 | 01 | Comisiones y gastos bancarios | 1102 | 20 | 1955 | 100 | 0.00 | 4,488.00 | 4,488.00 | 0.00 | 4,488.00 | 4,488.00 | 100.00 | 0.00 | 0.00 | |
| 2.1 | | 01 | 00 | 0004 | 2 | 2 | 8 | 2 | 01 | Comisiones y gastos bancarios | 1102 | 30 | 9995 | 102 | 0.00 | 1,108.00 | 1,108.00 | 0.00 | 1,108.00 | 1,108.00 | 100.00 | 0.00 | 0.00 | |
| 2.1 | | 01 | 00 | 0004 | 2 | 6 | | | | BIENES MUEBLES, INMUEBLES E INTANGIBLES | | | | | 40,000.00 | 0.00 | 40,000.00 | 40,000.00 | 0.00 | 40,000.00 | 100.00 | 0.00 | 0.00 | |
| 2.1 | | 01 | 00 | 0004 | 2 | 6 | 1 | | | MOBILIARIO Y EQUIPO | | | | | 40,000.00 | 0.00 | 40,000.00 | 40,000.00 | 0.00 | 40,000.00 | 100.00 | 0.00 | 0.00 | |
| 2.1 | | 01 | 00 | 0004 | 2 | 6 | 1 | 3 | 01 | Equipos de tecnología de la información y comunicación | 1102 | 20 | 1955 | 100 | 40,000.00 | 0.00 | 40,000.00 | 40,000.00 | 0.00 | 40,000.00 | 100.00 | 0.00 | 0.00 | |
| 2.1 | | 12 | | | | | | | | Gestión y Administración de Servicios Públicos | | | | | 7,274,001.00 | 3,437,336.00 | 10,711,337.00 | 8,528,900.22 | 2,182,418.67 | 10,711,318.89 | 100.00 | 18.11 | 0.00 | |

MINISTERIO DE HACIENDA
DIRECCION GENERAL DE PRESUPUESTO
EJECUCIÓN TRIMESTRAL DE LOS GASTOS Y APLICACIONES FINANCIERAS POR DESTINO DE FONDOS Y ESTRUCTURA PROGRAMATICA
CORRESPONDIENTE AL CUARTO TRIMESTRE DEL AÑO 2024

Código del Capítulo: **7222**

Denominación: **Junta de Distrito Municipal de Hato del Yaque**

| Destino de Fondos | Estructura Programática | | | | | SNIP | Clasificador del Gasto | | | | | Denominación del Gasto | Función | Fuente Financiamiento | Fuente Especifica | Organismo Financador | Presupuesto | | | Devengado | | | | Balance Disponible | % Balance Disponible |
|-------------------|---------------------------|----------|----------|----------------|---|------|------------------------|--------|--------|-----------|--|------------------------|---------|-----------------------|-------------------|----------------------|--------------|----------------|--------------|--------------------|--------------|--------------|------------------------|--------------------|----------------------|
| | Partidas no Asig. a Prog. | Programa | Proyecto | Actividad/Obra | | | Tipo | Objeto | Cuenta | Subcuenta | Auxiliar | | | | | | Original | Modificaciones | Vigente | Acumulado Anterior | Trimestre | A la Fecha | % Devengado a la Fecha | | |
| 1 | 2 | 3 | 4 | 5 | 6 | 7 | 8 | 9 | 10 | 11 | 12 | 13 | 14 | 15 | 16 | 17 | 18 | 19 = 17 +/- 18 | 20 | 21 | 22 = 20 + 21 | 23 = 22 ÷ 19 | 24 = 19 - 22 | 25 = 24 ÷ 19 | |
| 2.1 | | 12 | 00 | 0001 | | | | | | | Administración de los Servicios Públicos | | | | | 0.00 | 67,821.00 | 67,821.00 | 0.00 | 67,820.59 | 67,820.59 | 100.00 | 0.41 | 0.00 | |
| 2.1 | | 12 | 00 | 0001 | | 2 | 2 | | | | CONTRATACIÓN DE SERVICIOS | | | | | 0.00 | 67,821.00 | 67,821.00 | 0.00 | 67,820.59 | 67,820.59 | 100.00 | 0.41 | 0.00 | |
| 2.1 | | 12 | 00 | 0001 | | 2 | 2 | 7 | | | SERVICIOS DE CONSERVACION, REPARACIONES MENORES E INSTALACIONES TEMPORALES | | | | | 0.00 | 67,821.00 | 67,821.00 | 0.00 | 67,820.59 | 67,820.59 | 100.00 | 0.41 | 0.00 | |
| 2.1 | | 12 | 00 | 0001 | | 2 | 2 | 7 | 2 | 06 | Mantenimiento y reparación de equipos de transporte, tracción y elevación | 1102 | 30 | 9998 | 102 | 0.00 | 67,821.00 | 67,821.00 | 0.00 | 67,820.59 | 67,820.59 | 100.00 | 0.41 | 0.00 | |
| 2.1 | | 12 | 00 | 0002 | | | | | | | Ornato y Saneamiento de Calles, Plazas y Parques | | | | | 2,000,000.00 | 706,569.00 | 2,706,569.00 | 2,397,968.75 | 308,600.00 | 2,706,568.75 | 100.00 | 0.25 | 0.00 | |
| 2.1 | | 12 | 00 | 0002 | | 2 | 1 | | | | REMUNERACIONES Y CONTRIBUCIONES | | | | | 2,000,000.00 | 706,569.00 | 2,706,569.00 | 2,397,968.75 | 308,600.00 | 2,706,568.75 | 100.00 | 0.25 | 0.00 | |
| 2.1 | | 12 | 00 | 0002 | | 2 | 1 | 1 | | | REMUNERACIONES | | | | | 2,000,000.00 | 706,569.00 | 2,706,569.00 | 2,397,968.75 | 308,600.00 | 2,706,568.75 | 100.00 | 0.25 | 0.00 | |
| 2.1 | | 12 | 00 | 0002 | | 2 | 1 | 1 | 2 | | Remuneraciones al personal con carácter transitorio | | | | | 2,000,000.00 | 706,569.00 | 2,706,569.00 | 2,397,968.75 | 308,600.00 | 2,706,568.75 | 100.00 | 0.25 | 0.00 | |
| 2.1 | | 12 | 00 | 0002 | | 2 | 1 | 1 | 2 | 06 | Jornales | 3299 | 20 | 1955 | 100 | 1,000,000.00 | 624,635.00 | 1,624,635.00 | 1,316,034.75 | 308,600.00 | 1,624,634.75 | 100.00 | 0.25 | 0.00 | |
| 2.1 | | 12 | 00 | 0002 | | 2 | 1 | 1 | 2 | 06 | Jornales | 3299 | 30 | 9998 | 102 | 1,000,000.00 | 81,934.00 | 1,081,934.00 | 1,081,934.00 | 0.00 | 1,081,934.00 | 100.00 | 0.00 | 0.00 | |
| 2.1 | | 12 | 00 | 0003 | | | | | | | Manejo de Residuos Sólidos | | | | | 4,674,001.00 | 2,932,946.00 | 7,606,947.00 | 5,800,931.47 | 1,805,998.08 | 7,606,929.55 | 100.00 | 17.45 | 0.00 | |
| 2.1 | | 12 | 00 | 0003 | | 2 | 1 | | | | REMUNERACIONES Y CONTRIBUCIONES | | | | | 418,879.00 | -154,429.00 | 264,450.00 | 264,450.00 | 0.00 | 264,450.00 | 100.00 | 0.00 | 0.00 | |
| 2.1 | | 12 | 00 | 0003 | | 2 | 1 | 1 | | | REMUNERACIONES | | | | | 418,879.00 | -154,429.00 | 264,450.00 | 264,450.00 | 0.00 | 264,450.00 | 100.00 | 0.00 | 0.00 | |
| 2.1 | | 12 | 00 | 0003 | | 2 | 1 | 1 | 2 | 06 | Jornales | 3202 | 30 | 9998 | 102 | 418,879.00 | -154,429.00 | 264,450.00 | 264,450.00 | 0.00 | 264,450.00 | 100.00 | 0.00 | 0.00 | |
| 2.1 | | 12 | 00 | 0003 | | 2 | 2 | | | | CONTRATACIÓN DE SERVICIOS | | | | | 1,055,122.00 | 643,451.00 | 1,698,573.00 | 1,055,115.97 | 643,450.15 | 1,698,566.12 | 100.00 | 6.88 | 0.00 | |
| 2.1 | | 12 | 00 | 0003 | | 2 | 2 | 5 | | | ALQUILERES Y RENTAS | | | | | 132,000.00 | 82,000.00 | 214,000.00 | 132,000.00 | 82,000.00 | 214,000.00 | 100.00 | 0.00 | 0.00 | |
| 2.1 | | 12 | 00 | 0003 | | 2 | 2 | 5 | 4 | | Alquileres de equipos de transporte, tracción y elevación | | | | | 132,000.00 | 82,000.00 | 214,000.00 | 132,000.00 | 82,000.00 | 214,000.00 | 100.00 | 0.00 | 0.00 | |

MINISTERIO DE HACIENDA
DIRECCION GENERAL DE PRESUPUESTO
EJECUCIÓN TRIMESTRAL DE LOS GASTOS Y APLICACIONES FINANCIERAS POR DESTINO DE FONDOS Y ESTRUCTURA PROGRAMATICA
CORRESPONDIENTE AL CUARTO TRIMESTRE DEL AÑO 2024

Código del Capítulo: **7222**

Denominación: **Junta de Distrito Municipal de Hato del Yaque**

| Destino de Fondos | Estructura Programática | | | | SNIP | Clasificador del Gasto | | | | | Función | Fuente Financiamiento | Fuente Específica | Organismo Financiado | Presupuesto | | | Devengado | | | | Balance Disponible | % Balance Disponible | | |
|-------------------|---------------------------|----------|----------|----------------|------|------------------------|--------|--------|-----------|----------|---|-----------------------|-------------------|----------------------|------------------------|---------------------|---------------------|---------------------|---------------------|---------------------|---------------------|--------------------|----------------------|------------------------|------|
| | Partidas no Asig. a Prog. | Programa | Proyecto | Actividad/Obra | | Tipo | Objeto | Cuenta | Subcuenta | Auxiliar | | | | | Denominación del Gasto | Original | Modificaciones | Vigente | Acumulado Anterior | Trimestre | A la Fecha | | | % Devengado a la Fecha | |
| 1 | 2 | 3 | 4 | 5 | 6 | 7 | 8 | 9 | 10 | 11 | 12 | 13 | 14 | 15 | 16 | 17 | 18 | 19 = 17 +/- 18 | 20 | 21 | 22 = 20 + 21 | 23 = 22 ÷ 19 | 24 = 19 - 22 | 25 = 24 ÷ 19 | |
| 2.1 | | 12 | 00 | 0003 | | 2 | 2 | 5 | 4 | 01 | Alquileres de equipos de transporte, tracción y elevación | 3202 | 20 | 1955 | 100 | 100,000.00 | 82,000.00 | 182,000.00 | 100,000.00 | 82,000.00 | 182,000.00 | 100.00 | 0.00 | 0.00 | |
| 2.1 | | 12 | 00 | 0003 | | 2 | 2 | 5 | 4 | 01 | Alquileres de equipos de transporte, tracción y elevación | 3202 | 30 | 9998 | 102 | 32,000.00 | 0.00 | 32,000.00 | 32,000.00 | 0.00 | 32,000.00 | 100.00 | 0.00 | 0.00 | |
| 2.1 | | 12 | 00 | 0003 | | 2 | 2 | 7 | | | SERVICIOS DE CONSERVACION, REPARACIONES MENORES E INSTALACIONES TEMPORALES | | | | | 923,122.00 | 561,451.00 | 1,484,573.00 | 923,115.97 | 561,450.15 | 1,484,566.12 | 100.00 | 6.88 | 0.00 | |
| 2.1 | | 12 | 00 | 0003 | | 2 | 2 | 7 | 1 | | Contratación de mantenimiento y reparaciones menores | | | | | 0.00 | 225,978.00 | 225,978.00 | 0.00 | 225,977.85 | 225,977.85 | 100.00 | 0.15 | 0.00 | |
| 2.1 | | 12 | 00 | 0003 | | 2 | 2 | 7 | 1 | 01 | Mantenimiento y reparaciones menores en edificaciones | 3202 | 20 | 1955 | 100 | 0.00 | 39,200.00 | 39,200.00 | 0.00 | 39,200.00 | 39,200.00 | 100.00 | 0.00 | 0.00 | |
| 2.1 | | 12 | 00 | 0003 | | 2 | 2 | 7 | 1 | 01 | Mantenimiento y reparaciones menores en edificaciones | 3202 | 30 | 9998 | 102 | 0.00 | 66,800.00 | 66,800.00 | 0.00 | 66,800.00 | 66,800.00 | 100.00 | 0.00 | 0.00 | |
| 2.1 | | 12 | 00 | 0003 | | 2 | 2 | 7 | 1 | 06 | Mantenimiento y reparación de Instalaciones eléctricas | 3202 | 20 | 1955 | 100 | 0.00 | 48,978.00 | 48,978.00 | 0.00 | 48,978.00 | 48,978.00 | 100.00 | 0.00 | 0.00 | |
| 2.1 | | 12 | 00 | 0003 | | 2 | 2 | 7 | 1 | 07 | Mantenimiento, reparación y Servicios de pintura y sus derivados | 3202 | 20 | 1955 | 100 | 0.00 | 71,000.00 | 71,000.00 | 0.00 | 70,999.85 | 70,999.85 | 100.00 | 0.15 | 0.00 | |
| 2.1 | | 12 | 00 | 0003 | | 2 | 2 | 7 | 2 | | Mantenimiento y reparación de maquinarias y equipos | | | | | 923,122.00 | 335,473.00 | 1,258,595.00 | 923,115.97 | 335,472.30 | 1,258,588.27 | 100.00 | 6.73 | 0.00 | |
| 2.1 | | 12 | 00 | 0003 | | 2 | 2 | 7 | 2 | 06 | Mantenimiento y reparación de equipos de transporte, tracción y elevación | 3202 | 20 | 1955 | 100 | 0.00 | 335,473.00 | 335,473.00 | 0.00 | 335,472.30 | 335,472.30 | 100.00 | 0.70 | 0.00 | |
| 2.1 | | 12 | 00 | 0003 | | 2 | 2 | 7 | 2 | 06 | Mantenimiento y reparación de equipos de transporte, tracción y elevación | 3202 | 30 | 9995 | 102 | 600,000.00 | 0.00 | 600,000.00 | 600,000.00 | 0.00 | 600,000.00 | 600,000.00 | 100.00 | 0.00 | 0.00 |
| 2.1 | | 12 | 00 | 0003 | | 2 | 2 | 7 | 2 | 06 | Mantenimiento y reparación de equipos de transporte, tracción y elevación | 3202 | 30 | 9996 | 102 | 200,000.00 | 0.00 | 200,000.00 | 199,993.97 | 0.00 | 199,993.97 | 100.00 | 6.03 | 0.00 | |
| 2.1 | | 12 | 00 | 0003 | | 2 | 2 | 7 | 2 | 06 | Mantenimiento y reparación de equipos de transporte, tracción y elevación | 3202 | 30 | 9998 | 102 | 123,122.00 | 0.00 | 123,122.00 | 123,122.00 | 0.00 | 123,122.00 | 100.00 | 0.00 | 0.00 | |
| 2.1 | | 12 | 00 | 0003 | | 2 | 3 | | | | MATERIALES Y SUMINISTROS | | | | | 3,200,000.00 | 2,379,124.00 | 5,579,124.00 | 4,481,365.50 | 1,097,751.00 | 5,579,116.50 | 100.00 | 7.50 | 0.00 | |
| 2.1 | | 12 | 00 | 0003 | | 2 | 3 | 5 | | | PRODUCTOS DE CUERO, CAUCHO Y PLÁSTICO | | | | | 200,000.00 | 199,550.00 | 399,550.00 | 199,643.00 | 199,900.00 | 399,543.00 | 100.00 | 7.00 | 0.00 | |

MINISTERIO DE HACIENDA
DIRECCION GENERAL DE PRESUPUESTO
EJECUCIÓN TRIMESTRAL DE LOS GASTOS Y APLICACIONES FINANCIERAS POR DESTINO DE FONDOS Y ESTRUCTURA PROGRAMATICA
CORRESPONDIENTE AL CUARTO TRIMESTRE DEL AÑO 2024

Código del Capítulo: **7222**

Denominación: **Junta de Distrito Municipal de Hato del Yaque**

| Destino de Fondos | Estructura Programática | | | | | SNIP | Clasificador del Gasto | | | | | Función | Fuente Financiamiento | Fuente Especifica | Organismo Financador | Presupuesto | | | Devengado | | | | Balance Disponible | % Balance Disponible |
|-------------------|---------------------------|----------|----------|----------------|---|------|------------------------|--------|--------|-----------|--|---------|-----------------------|-------------------|----------------------|------------------------|---------------------|---------------------|---------------------|--------------------|---------------------|---------------|--------------------|----------------------|
| | Partidas no Asig. a Prog. | Programa | Proyecto | Actividad/Obra | | | Tipo | Objeto | Cuenta | Subcuenta | Auxiliar | | | | | Denominación del Gasto | Original | Modificaciones | Vigente | Acumulado Anterior | Trimestre | A la Fecha | | |
| 1 | 2 | 3 | 4 | 5 | 6 | 7 | 8 | 9 | 10 | 11 | 12 | 13 | 14 | 15 | 16 | 17 | 18 | 19 = 17 +/- 18 | 20 | 21 | 22 = 20 + 21 | 23 = 22 ÷ 19 | 24 = 19 - 22 | 25 = 24 ÷ 19 |
| 2.1 | | 12 | 00 | 0003 | | 2 | 3 | 5 | 3 | 01 | Llantas y neumáticos | 3202 | 20 | 1955 | 100 | 200,000.00 | 199,550.00 | 399,550.00 | 199,643.00 | 199,900.00 | 399,543.00 | 100.00 | 7.00 | 0.00 |
| 2.1 | | 12 | 00 | 0003 | | 2 | 3 | 7 | | | COMBUSTIBLES, LUBRICANTES, PRODUCTOS QUIMICOS Y CONEXOS | | | | | 3,000,000.00 | 2,179,574.00 | 5,179,574.00 | 4,281,722.50 | 897,851.00 | 5,179,573.50 | 100.00 | 0.50 | 0.00 |
| 2.1 | | 12 | 00 | 0003 | | 2 | 3 | 7 | 1 | | Combustibles y lubricantes | | | | | 3,000,000.00 | 2,179,574.00 | 5,179,574.00 | 4,281,722.50 | 897,851.00 | 5,179,573.50 | 100.00 | 0.50 | 0.00 |
| 2.1 | | 12 | 00 | 0003 | | 2 | 3 | 7 | 1 | 01 | Gasolina | 3202 | 20 | 1955 | 100 | 0.00 | 430,000.00 | 430,000.00 | 0.00 | 430,000.00 | 430,000.00 | 100.00 | 0.00 | 0.00 |
| 2.1 | | 12 | 00 | 0003 | | 2 | 3 | 7 | 1 | 02 | Gasoil | 3202 | 20 | 1955 | 100 | 1,500,000.00 | 1,744,798.00 | 3,244,798.00 | 2,781,725.00 | 463,073.00 | 3,244,798.00 | 100.00 | 0.00 | 0.00 |
| 2.1 | | 12 | 00 | 0003 | | 2 | 3 | 7 | 1 | 02 | Gasoil | 3202 | 30 | 9996 | 102 | 900,000.00 | 0.00 | 900,000.00 | 900,000.00 | 0.00 | 900,000.00 | 100.00 | 0.00 | 0.00 |
| 2.1 | | 12 | 00 | 0003 | | 2 | 3 | 7 | 1 | 02 | Gasoil | 3202 | 30 | 9998 | 102 | 600,000.00 | 4,776.00 | 604,776.00 | 599,997.50 | 4,778.00 | 604,775.50 | 100.00 | 0.50 | 0.00 |
| 2.1 | | 12 | 00 | 0003 | | 2 | 6 | | | | BIENES MUEBLES, INMUEBLES E INTANGIBLES | | | | | 0.00 | 64,800.00 | 64,800.00 | 0.00 | 64,796.93 | 64,796.93 | 100.00 | 3.07 | 0.00 |
| 2.1 | | 12 | 00 | 0003 | | 2 | 6 | 1 | | | MOBILIARIO Y EQUIPO | | | | | 0.00 | 39,800.00 | 39,800.00 | 0.00 | 39,796.93 | 39,796.93 | 99.99 | 3.07 | 0.01 |
| 2.1 | | 12 | 00 | 0003 | | 2 | 6 | 1 | 9 | 01 | Otros mobiliarios y equipos no identificados precedentemente | 3202 | 20 | 1955 | 100 | 0.00 | 39,800.00 | 39,800.00 | 0.00 | 39,796.93 | 39,796.93 | 99.99 | 3.07 | 0.01 |
| 2.1 | | 12 | 00 | 0003 | | 2 | 6 | 5 | | | MAQUINARIA, OTROS EQUIPOS Y HERRAMIENTAS | | | | | 0.00 | 25,000.00 | 25,000.00 | 0.00 | 25,000.00 | 25,000.00 | 100.00 | 0.00 | 0.00 |
| 2.1 | | 12 | 00 | 0003 | | 2 | 6 | 5 | 8 | 01 | Otros equipos | 3202 | 20 | 1955 | 100 | 0.00 | 25,000.00 | 25,000.00 | 0.00 | 25,000.00 | 25,000.00 | 100.00 | 0.00 | 0.00 |
| 2.1 | | 12 | 00 | 0005 | | | | | | | Administración y Reparación de Unidades Motorizadas | | | | | 600,000.00 | -270,000.00 | 330,000.00 | 330,000.00 | 0.00 | 330,000.00 | 100.00 | 0.00 | 0.00 |
| 2.1 | | 12 | 00 | 0005 | | 2 | 2 | | | | CONTRATACIÓN DE SERVICIOS | | | | | 600,000.00 | -270,000.00 | 330,000.00 | 330,000.00 | 0.00 | 330,000.00 | 100.00 | 0.00 | 0.00 |
| 2.1 | | 12 | 00 | 0005 | | 2 | 2 | 5 | | | ALQUILERES Y RENTAS | | | | | 600,000.00 | -270,000.00 | 330,000.00 | 330,000.00 | 0.00 | 330,000.00 | 100.00 | 0.00 | 0.00 |
| 2.1 | | 12 | 00 | 0005 | | 2 | 2 | 5 | 4 | 01 | Alquileres de equipos de transporte, tracción y elevación | 2102 | 20 | 1955 | 100 | 600,000.00 | -270,000.00 | 330,000.00 | 330,000.00 | 0.00 | 330,000.00 | 100.00 | 0.00 | 0.00 |

MINISTERIO DE HACIENDA
DIRECCION GENERAL DE PRESUPUESTO
EJECUCIÓN TRIMESTRAL DE LOS GASTOS Y APLICACIONES FINANCIERAS POR DESTINO DE FONDOS Y ESTRUCTURA PROGRAMATICA
CORRESPONDIENTE AL CUARTO TRIMESTRE DEL AÑO 2024

Código del Capítulo: **7222**

Denominación: **Junta de Distrito Municipal de Hato del Yaque**

| Destino de Fondos | Estructura Programática | | | | | SNIP | Clasificador del Gasto | | | | | Función | Fuente Financiamiento | Fuente Especifica | Organismo Financador | Presupuesto | | | Devengado | | | | Balance Disponible | % Balance Disponible | |
|-------------------|---------------------------|----------|----------|----------------|---|------|------------------------|--------|--------|-----------|---|---------|-----------------------|-------------------|----------------------|------------------------|--------------|----------------|--------------|--------------------|---------------|--------------|--------------------|----------------------|------------------------|
| | Partidas no Asig. a Prog. | Programa | Proyecto | Actividad/Obra | | | Tipo | Objeto | Cuenta | Subcuenta | Auxiliar | | | | | Denominación del Gasto | Original | Modificaciones | Vigente | Acumulado Anterior | Trimestre | A la Fecha | | | % Devengado a la Fecha |
| 1 | 2 | 3 | 4 | 5 | 6 | 7 | 8 | 9 | 10 | 11 | 12 | 13 | 14 | 15 | 16 | 17 | 18 | 19 = 17 +/- 18 | 20 | 21 | 22 = 20 + 21 | 23 = 22 ÷ 19 | 24 = 19 - 22 | 25 = 24 ÷ 19 | |
| 2.2 | | | | | | | | | | | Obras de Infraestructura | | | | | 11,861,179.00 | 1,935,584.00 | 13,796,763.00 | 6,410,544.66 | 7,286,218.00 | 13,696,762.66 | 99.28 | 100,000.34 | 0.72 | |
| 2.2 | | | | | | 2 | | | | | CLASIFICADOR DEL GASTO | | | | | 11,861,179.00 | 1,935,584.00 | 13,796,763.00 | 6,410,544.66 | 7,286,218.00 | 13,696,762.66 | 99.28 | 100,000.34 | 0.72 | |
| 2.2 | | 11 | | | | | | | | | Obras Públicas Municipales | | | | | 11,861,179.00 | 1,935,584.00 | 13,796,763.00 | 6,410,544.66 | 7,286,218.00 | 13,696,762.66 | 99.28 | 100,000.34 | 0.72 | |
| 2.2 | | 11 | 01 | | | | | | | | Construcción de Vías de Comunicación y Anexos | | | | | 2,455,745.00 | -455,745.00 | 2,000,000.00 | 1,400,000.00 | 600,000.00 | 2,000,000.00 | 100.00 | 0.00 | 0.00 | |
| 2.2 | | 11 | 01 | 0051 | | | | | | | CONSTRUCCION DE CONTENES VILLA BAO | | | | | 1,000,000.00 | 0.00 | 1,000,000.00 | 400,000.00 | 600,000.00 | 1,000,000.00 | 100.00 | 0.00 | 0.00 | |
| 2.2 | | 11 | 01 | 0051 | | 2 | 7 | | | | OBRAS | | | | | 1,000,000.00 | 0.00 | 1,000,000.00 | 400,000.00 | 600,000.00 | 1,000,000.00 | 100.00 | 0.00 | 0.00 | |
| 2.2 | | 11 | 01 | 0051 | | 2 | 7 | 2 | | | INFRAESTRUCTURA | | | | | 1,000,000.00 | 0.00 | 1,000,000.00 | 400,000.00 | 600,000.00 | 1,000,000.00 | 100.00 | 0.00 | 0.00 | |
| 2.2 | | 11 | 01 | 0051 | | 2 | 7 | 2 | 4 | 01 | Infraestructura terrestre y obras anexas | 2601 | 20 | 1955 | 100 | 1,000,000.00 | 0.00 | 1,000,000.00 | 400,000.00 | 600,000.00 | 1,000,000.00 | 100.00 | 0.00 | 0.00 | |
| 2.2 | | 11 | 01 | 0052 | | | | | | | CONSTRUCCION DE CONTENES LAS FLORES | | | | | 1,000,000.00 | 0.00 | 1,000,000.00 | 1,000,000.00 | 0.00 | 1,000,000.00 | 100.00 | 0.00 | 0.00 | |
| 2.2 | | 11 | 01 | 0052 | | 2 | 7 | | | | OBRAS | | | | | 1,000,000.00 | 0.00 | 1,000,000.00 | 1,000,000.00 | 0.00 | 1,000,000.00 | 100.00 | 0.00 | 0.00 | |
| 2.2 | | 11 | 01 | 0052 | | 2 | 7 | 2 | | | INFRAESTRUCTURA | | | | | 1,000,000.00 | 0.00 | 1,000,000.00 | 1,000,000.00 | 0.00 | 1,000,000.00 | 100.00 | 0.00 | 0.00 | |
| 2.2 | | 11 | 01 | 0052 | | 2 | 7 | 2 | 4 | 01 | Infraestructura terrestre y obras anexas | 2601 | 20 | 1955 | 100 | 1,000,000.00 | 0.00 | 1,000,000.00 | 1,000,000.00 | 0.00 | 1,000,000.00 | 100.00 | 0.00 | 0.00 | |
| 2.2 | | 11 | 01 | 0053 | | | | | | | CONSTRUCCION DE BADENES CALLE RUTA DEL CONCHO LOS JIMENEZ | | | | | 455,745.00 | -455,745.00 | 0.00 | 0.00 | 0.00 | 0.00 | 0.00 | 0.00 | 0.00 | 100.00 |
| 2.2 | | 11 | 01 | 0053 | | 2 | 7 | | | | OBRAS | | | | | 455,745.00 | -455,745.00 | 0.00 | 0.00 | 0.00 | 0.00 | 0.00 | 0.00 | 0.00 | 100.00 |
| 2.2 | | 11 | 01 | 0053 | | 2 | 7 | 2 | | | INFRAESTRUCTURA | | | | | 455,745.00 | -455,745.00 | 0.00 | 0.00 | 0.00 | 0.00 | 0.00 | 0.00 | 0.00 | 100.00 |
| 2.2 | | 11 | 01 | 0053 | | 2 | 7 | 2 | 4 | 01 | Infraestructura terrestre y obras anexas | 2601 | 20 | 1955 | 100 | 455,745.00 | -455,745.00 | 0.00 | 0.00 | 0.00 | 0.00 | 0.00 | 0.00 | 0.00 | 0.00 |
| 2.2 | | 11 | 02 | | | | | | | | Reparación y Acondicionamiento de Vías de Comunicación | | | | | 2,000,000.00 | -500,000.00 | 1,500,000.00 | 1,500,000.00 | 0.00 | 1,500,000.00 | 100.00 | 0.00 | 0.00 | |
| 2.2 | | 11 | 02 | 0051 | | | | | | | RELLENO COMPACTADO EN SECTORES DEL DISTRITO | | | | | 1,500,000.00 | 0.00 | 1,500,000.00 | 1,500,000.00 | 0.00 | 1,500,000.00 | 100.00 | 0.00 | 0.00 | |

MINISTERIO DE HACIENDA
DIRECCION GENERAL DE PRESUPUESTO
EJECUCIÓN TRIMESTRAL DE LOS GASTOS Y APLICACIONES FINANCIERAS POR DESTINO DE FONDOS Y ESTRUCTURA PROGRAMATICA
CORRESPONDIENTE AL CUARTO TRIMESTRE DEL AÑO 2024

Código del Capítulo: **7222**

Denominación: **Junta de Distrito Municipal de Hato del Yaque**

| Destino de Fondos | Estructura Programática | | | | | SNIP | Clasificador del Gasto | | | | | Función | Fuente Financiamiento | Fuente Especifica | Organismo Financador | Presupuesto | | | Devengado | | | | Balance Disponible | % Balance Disponible |
|-------------------|---------------------------|----------|----------|----------------|---|------|------------------------|--------|--------|-----------|--|---------|-----------------------|-------------------|----------------------|------------------------|-------------|----------------|--------------|--------------------|--------------|--------------|--------------------|----------------------|
| | Partidas no Asig. a Prog. | Programa | Proyecto | Actividad/Obra | | | Tipo | Objeto | Cuenta | Subcuenta | Auxiliar | | | | | Denominación del Gasto | Original | Modificaciones | Vigente | Acumulado Anterior | Trimestre | A la Fecha | | |
| 1 | 2 | 3 | 4 | 5 | 6 | 7 | 8 | 9 | 10 | 11 | 12 | 13 | 14 | 15 | 16 | 17 | 18 | 19 = 17 +/- 18 | 20 | 21 | 22 = 20 + 21 | 23 = 22 ÷ 19 | 24 = 19 - 22 | 25 = 24 ÷ 19 |
| 2.2 | | 11 | 02 | 0051 | | 2 | 7 | | | | OBRAS | | | | | 1,500,000.00 | 0.00 | 1,500,000.00 | 1,500,000.00 | 0.00 | 1,500,000.00 | 100.00 | 0.00 | 0.00 |
| 2.2 | | 11 | 02 | 0051 | | 2 | 7 | 2 | | | INFRAESTRUCTURA | | | | | 1,500,000.00 | 0.00 | 1,500,000.00 | 1,500,000.00 | 0.00 | 1,500,000.00 | 100.00 | 0.00 | 0.00 |
| 2.2 | | 11 | 02 | 0051 | | 2 | 7 | 2 | 4 | 01 | Infraestructura terrestre y obras anexas | 2601 | 20 | 1955 | 100 | 1,500,000.00 | 0.00 | 1,500,000.00 | 1,500,000.00 | 0.00 | 1,500,000.00 | 100.00 | 0.00 | 0.00 |
| 2.2 | | 11 | 02 | 0052 | | | | | | | REPARACION TRAMO DE CALLE TERESA MIRABAL SAN ANTONIO | | | | | 500,000.00 | -500,000.00 | 0.00 | 0.00 | 0.00 | 0.00 | 0.00 | 0.00 | 100.00 |
| 2.2 | | 11 | 02 | 0052 | | 2 | 7 | | | | OBRAS | | | | | 500,000.00 | -500,000.00 | 0.00 | 0.00 | 0.00 | 0.00 | 0.00 | 0.00 | 100.00 |
| 2.2 | | 11 | 02 | 0052 | | 2 | 7 | 2 | | | INFRAESTRUCTURA | | | | | 500,000.00 | -500,000.00 | 0.00 | 0.00 | 0.00 | 0.00 | 0.00 | 0.00 | 100.00 |
| 2.2 | | 11 | 02 | 0052 | | 2 | 7 | 2 | 4 | 01 | Infraestructura terrestre y obras anexas | 2601 | 20 | 1955 | 100 | 500,000.00 | -500,000.00 | 0.00 | 0.00 | 0.00 | 0.00 | 0.00 | 0.00 | 0.00 |
| 2.2 | | 11 | 03 | | | | | | | | Construcción de Instalaciones Deportivas | | | | | 2,000,000.00 | 0.00 | 2,000,000.00 | 1,400,000.00 | 600,000.00 | 2,000,000.00 | 100.00 | 0.00 | 0.00 |
| 2.2 | | 11 | 03 | 0051 | | | | | | | CONSTRUCCION DE ENVERJADO PLAY GUAYACANA | | | | | 1,000,000.00 | 0.00 | 1,000,000.00 | 1,000,000.00 | 0.00 | 1,000,000.00 | 100.00 | 0.00 | 0.00 |
| 2.2 | | 11 | 03 | 0051 | | 2 | 7 | | | | OBRAS | | | | | 1,000,000.00 | 0.00 | 1,000,000.00 | 1,000,000.00 | 0.00 | 1,000,000.00 | 100.00 | 0.00 | 0.00 |
| 2.2 | | 11 | 03 | 0051 | | 2 | 7 | 2 | | | INFRAESTRUCTURA | | | | | 1,000,000.00 | 0.00 | 1,000,000.00 | 1,000,000.00 | 0.00 | 1,000,000.00 | 100.00 | 0.00 | 0.00 |
| 2.2 | | 11 | 03 | 0051 | | 2 | 7 | 2 | 7 | 01 | Obras urbanísticas | 4302 | 20 | 1955 | 100 | 1,000,000.00 | 0.00 | 1,000,000.00 | 1,000,000.00 | 0.00 | 1,000,000.00 | 100.00 | 0.00 | 0.00 |
| 2.2 | | 11 | 03 | 0052 | | | | | | | CONSTRUCCION DE CANCHA VALLE VERDE | | | | | 1,000,000.00 | 0.00 | 1,000,000.00 | 400,000.00 | 600,000.00 | 1,000,000.00 | 100.00 | 0.00 | 0.00 |
| 2.2 | | 11 | 03 | 0052 | | 2 | 7 | | | | OBRAS | | | | | 1,000,000.00 | 0.00 | 1,000,000.00 | 400,000.00 | 600,000.00 | 1,000,000.00 | 100.00 | 0.00 | 0.00 |
| 2.2 | | 11 | 03 | 0052 | | 2 | 7 | 2 | | | INFRAESTRUCTURA | | | | | 1,000,000.00 | 0.00 | 1,000,000.00 | 400,000.00 | 600,000.00 | 1,000,000.00 | 100.00 | 0.00 | 0.00 |
| 2.2 | | 11 | 03 | 0052 | | 2 | 7 | 2 | 7 | 01 | Obras urbanísticas | 4302 | 20 | 1955 | 100 | 1,000,000.00 | 0.00 | 1,000,000.00 | 400,000.00 | 600,000.00 | 1,000,000.00 | 100.00 | 0.00 | 0.00 |
| 2.2 | | 11 | 04 | | | | | | | | Reparación de Instalaciones Deportivas | | | | | 600,000.00 | -500,000.00 | 100,000.00 | 0.00 | 100,000.00 | 100,000.00 | 100.00 | 0.00 | 0.00 |

MINISTERIO DE HACIENDA
DIRECCION GENERAL DE PRESUPUESTO
EJECUCIÓN TRIMESTRAL DE LOS GASTOS Y APLICACIONES FINANCIERAS POR DESTINO DE FONDOS Y ESTRUCTURA PROGRAMATICA
CORRESPONDIENTE AL CUARTO TRIMESTRE DEL AÑO 2024

Código del Capítulo: **7222**

Denominación: **Junta de Distrito Municipal de Hato del Yaque**

| Destino de Fondos | Estructura Programática | | | | | SNIP | Clasificador del Gasto | | | | | Función | Fuente Financiamiento | Fuente Especifica | Organismo Financador | Presupuesto | | | Devengado | | | | Balance Disponible | % Balance Disponible | |
|-------------------|---------------------------|----------|----------|----------------|---|------|------------------------|--------|--------|-----------|---|---------|-----------------------|-------------------|----------------------|------------------------|-------------|----------------|-----------|--------------------|--------------|--------------|--------------------|----------------------|------------------------|
| | Partidas no Asig. a Prog. | Programa | Proyecto | Actividad/Obra | | | Tipo | Objeto | Cuenta | Subcuenta | Auxiliar | | | | | Denominación del Gasto | Original | Modificaciones | Vigente | Acumulado Anterior | Trimestre | A la Fecha | | | % Devengado a la Fecha |
| 1 | 2 | 3 | 4 | 5 | 6 | 7 | 8 | 9 | 10 | 11 | 12 | 13 | 14 | 15 | 16 | 17 | 18 | 19 = 17 +/- 18 | 20 | 21 | 22 = 20 + 21 | 23 = 22 ÷ 19 | 24 = 19 - 22 | 25 = 24 ÷ 19 | |
| 2.2 | | 11 | 04 | 0051 | | | | | | | APORTE A LA JUNTA DE VECINO DEL FLUMEN PARA REPARACION DEL PLAY RAFAEL NICACIO | | | | | 100,000.00 | 0.00 | 100,000.00 | 0.00 | 100,000.00 | 100,000.00 | 100.00 | 0.00 | 0.00 | |
| 2.2 | | 11 | 04 | 0051 | | 2 | 7 | | | | OBRAS | | | | | 100,000.00 | 0.00 | 100,000.00 | 0.00 | 100,000.00 | 100,000.00 | 100.00 | 0.00 | 0.00 | |
| 2.2 | | 11 | 04 | 0051 | | 2 | 7 | 2 | | | INFRAESTRUCTURA | | | | | 100,000.00 | 0.00 | 100,000.00 | 0.00 | 100,000.00 | 100,000.00 | 100.00 | 0.00 | 0.00 | |
| 2.2 | | 11 | 04 | 0051 | | 2 | 7 | 2 | 7 | 01 | Obras urbanísticas | 4302 | 20 | 1955 | 100 | 100,000.00 | 0.00 | 100,000.00 | 0.00 | 100,000.00 | 100,000.00 | 100.00 | 0.00 | 0.00 | |
| 2.2 | | 11 | 04 | 0052 | | | | | | | REMOSAMIENTO CANCHA Y CLUB DEL SECTOR LA PAZ | | | | | 500,000.00 | -500,000.00 | 0.00 | 0.00 | 0.00 | 0.00 | 0.00 | 0.00 | 0.00 | 100.00 |
| 2.2 | | 11 | 04 | 0052 | | 2 | 7 | | | | OBRAS | | | | | 500,000.00 | -500,000.00 | 0.00 | 0.00 | 0.00 | 0.00 | 0.00 | 0.00 | 0.00 | 100.00 |
| 2.2 | | 11 | 04 | 0052 | | 2 | 7 | 2 | | | INFRAESTRUCTURA | | | | | 500,000.00 | -500,000.00 | 0.00 | 0.00 | 0.00 | 0.00 | 0.00 | 0.00 | 0.00 | 100.00 |
| 2.2 | | 11 | 04 | 0052 | | 2 | 7 | 2 | 7 | 01 | Obras urbanísticas | 4302 | 20 | 1955 | 100 | 500,000.00 | -500,000.00 | 0.00 | 0.00 | 0.00 | 0.00 | 0.00 | 0.00 | 0.00 | 0.00 |
| 2.2 | | 11 | 07 | | | | | | | | Construcción Infraestructuras Culturales, Educativas, Religiosas, Fúnebre y Militares | | | | | 555,434.00 | -280,434.00 | 275,000.00 | 75,000.00 | 200,000.00 | 275,000.00 | 100.00 | 0.00 | 0.00 | |
| 2.2 | | 11 | 07 | 0051 | | | | | | | APORTE PARA LA TERMINACION IGLESIA CATOLICA VILLA TABACALERA | | | | | 200,000.00 | 0.00 | 200,000.00 | 0.00 | 200,000.00 | 200,000.00 | 100.00 | 0.00 | 0.00 | |
| 2.2 | | 11 | 07 | 0051 | | 2 | 7 | | | | OBRAS | | | | | 200,000.00 | 0.00 | 200,000.00 | 0.00 | 200,000.00 | 200,000.00 | 100.00 | 0.00 | 0.00 | |
| 2.2 | | 11 | 07 | 0051 | | 2 | 7 | 1 | | | OBRAS EN EDIFICACIONES | | | | | 200,000.00 | 0.00 | 200,000.00 | 0.00 | 200,000.00 | 200,000.00 | 100.00 | 0.00 | 0.00 | |
| 2.2 | | 11 | 07 | 0051 | | 2 | 7 | 1 | 2 | 01 | Obras para edificación no residencial | 4305 | 20 | 1955 | 100 | 200,000.00 | 0.00 | 200,000.00 | 0.00 | 200,000.00 | 200,000.00 | 100.00 | 0.00 | 0.00 | |
| 2.2 | | 11 | 07 | 0052 | | | | | | | APORTE PARA CONSTRUCCION 3RA IGLESIA CRISTIANA DE DIOS INC. SECTOR LA PAZ | | | | | 75,000.00 | 0.00 | 75,000.00 | 75,000.00 | 0.00 | 75,000.00 | 100.00 | 0.00 | 0.00 | |
| 2.2 | | 11 | 07 | 0052 | | 2 | 7 | | | | OBRAS | | | | | 75,000.00 | 0.00 | 75,000.00 | 75,000.00 | 0.00 | 75,000.00 | 100.00 | 0.00 | 0.00 | |
| 2.2 | | 11 | 07 | 0052 | | 2 | 7 | 1 | | | OBRAS EN EDIFICACIONES | | | | | 75,000.00 | 0.00 | 75,000.00 | 75,000.00 | 0.00 | 75,000.00 | 100.00 | 0.00 | 0.00 | |

MINISTERIO DE HACIENDA
DIRECCION GENERAL DE PRESUPUESTO
EJECUCIÓN TRIMESTRAL DE LOS GASTOS Y APLICACIONES FINANCIERAS POR DESTINO DE FONDOS Y ESTRUCTURA PROGRAMATICA
CORRESPONDIENTE AL CUARTO TRIMESTRE DEL AÑO 2024

Código del Capítulo: **7222**

Denominación: **Junta de Distrito Municipal de Hato del Yaque**

| Destino de Fondos | Estructura Programática | | | | | SNIP | Clasificador del Gasto | | | | | Denominación del Gasto | Función | Fuente Financiamiento | Fuente Especifica | Organismo Financador | Presupuesto | | | Devengado | | | | Balance Disponible | % Balance Disponible |
|-------------------|---------------------------|----------|----------|----------------|---|------|------------------------|--------|--------|-----------|---|------------------------|---------|-----------------------|-------------------|----------------------|-------------|----------------|------------|--------------------|--------------|--------------|------------------------|--------------------|----------------------|
| | Partidas no Asig. a Prog. | Programa | Proyecto | Actividad/Obra | | | Tipo | Objeto | Cuenta | Subcuenta | Auxiliar | | | | | | Original | Modificaciones | Vigente | Acumulado Anterior | Trimestre | A la Fecha | % Devengado a la Fecha | | |
| 1 | 2 | 3 | 4 | 5 | 6 | 7 | 8 | 9 | 10 | 11 | 12 | 13 | 14 | 15 | 16 | 17 | 18 | 19 = 17 +/- 18 | 20 | 21 | 22 = 20 + 21 | 23 = 22 ÷ 19 | 24 = 19 - 22 | 25 = 24 ÷ 19 | |
| 2.2 | | 11 | 07 | 0052 | | 2 | 7 | 1 | 2 | 01 | Obras para edificación no residencial | 4305 | 20 | 1955 | 100 | 75,000.00 | 0.00 | 75,000.00 | 75,000.00 | 0.00 | 75,000.00 | 100.00 | 0.00 | 0.00 | |
| 2.2 | | 11 | 07 | 0053 | | | | | | | CONTRUCCION CASETA DE SUMINISTRO Y PLANTA ELECTRICA EN LA FUNERARIA | | | | | 280,434.00 | -280,434.00 | 0.00 | 0.00 | 0.00 | 0.00 | 0.00 | 0.00 | 100.00 | |
| 2.2 | | 11 | 07 | 0053 | | 2 | 7 | | | | OBRAS | | | | | 280,434.00 | -280,434.00 | 0.00 | 0.00 | 0.00 | 0.00 | 0.00 | 0.00 | 100.00 | |
| 2.2 | | 11 | 07 | 0053 | | 2 | 7 | 1 | | | OBRAS EN EDIFICACIONES | | | | | 280,434.00 | -280,434.00 | 0.00 | 0.00 | 0.00 | 0.00 | 0.00 | 0.00 | 100.00 | |
| 2.2 | | 11 | 07 | 0053 | | 2 | 7 | 1 | 2 | 01 | Obras para edificación no residencial | 4305 | 20 | 1955 | 100 | 280,434.00 | -280,434.00 | 0.00 | 0.00 | 0.00 | 0.00 | 0.00 | 0.00 | 0.00 | |
| 2.2 | | 11 | 08 | | | | | | | | Reparación Infraestructuras Culturales, Educativas, Religiosas, Fúnebre y Militares | | | | | 1,050,000.00 | 0.00 | 1,050,000.00 | 400,000.00 | 550,000.00 | 950,000.00 | 90.48 | 100,000.00 | 9.52 | |
| 2.2 | | 11 | 08 | 0051 | | | | | | | APORTE PARA RECONSTRUCCION IGLESIA DE DIOS TABERNACULO CAMINO AL CIELO | | | | | 50,000.00 | 0.00 | 50,000.00 | 0.00 | 50,000.00 | 50,000.00 | 100.00 | 0.00 | 0.00 | |
| 2.2 | | 11 | 08 | 0051 | | 2 | 7 | | | | OBRAS | | | | | 50,000.00 | 0.00 | 50,000.00 | 0.00 | 50,000.00 | 50,000.00 | 100.00 | 0.00 | 0.00 | |
| 2.2 | | 11 | 08 | 0051 | | 2 | 7 | 1 | | | OBRAS EN EDIFICACIONES | | | | | 50,000.00 | 0.00 | 50,000.00 | 0.00 | 50,000.00 | 50,000.00 | 100.00 | 0.00 | 0.00 | |
| 2.2 | | 11 | 08 | 0051 | | 2 | 7 | 1 | 2 | 01 | Obras para edificación no residencial | 4305 | 20 | 1955 | 100 | 50,000.00 | 0.00 | 50,000.00 | 0.00 | 50,000.00 | 50,000.00 | 100.00 | 0.00 | 0.00 | |
| 2.2 | | 11 | 08 | 0052 | | | | | | | APORTE PARA RECONSTRUCCION IGLESIA MISIONERA PENTECOSTAL AMOR AMOR ETERNO | | | | | 100,000.00 | 0.00 | 100,000.00 | 100,000.00 | 0.00 | 100,000.00 | 100.00 | 0.00 | 0.00 | |
| 2.2 | | 11 | 08 | 0052 | | 2 | 7 | | | | OBRAS | | | | | 100,000.00 | 0.00 | 100,000.00 | 100,000.00 | 0.00 | 100,000.00 | 100.00 | 0.00 | 0.00 | |
| 2.2 | | 11 | 08 | 0052 | | 2 | 7 | 1 | | | OBRAS EN EDIFICACIONES | | | | | 100,000.00 | 0.00 | 100,000.00 | 100,000.00 | 0.00 | 100,000.00 | 100.00 | 0.00 | 0.00 | |
| 2.2 | | 11 | 08 | 0052 | | 2 | 7 | 1 | 2 | 01 | Obras para edificación no residencial | 4305 | 20 | 1955 | 100 | 100,000.00 | 0.00 | 100,000.00 | 100,000.00 | 0.00 | 100,000.00 | 100.00 | 0.00 | 0.00 | |
| 2.2 | | 11 | 08 | 0053 | | | | | | | APORTE PARA RECONSTRUCCION IGLESIA MINISTERIO PALABRAS DE FE | | | | | 100,000.00 | 0.00 | 100,000.00 | 0.00 | 100,000.00 | 100,000.00 | 100.00 | 0.00 | 0.00 | |
| 2.2 | | 11 | 08 | 0053 | | 2 | 7 | | | | OBRAS | | | | | 100,000.00 | 0.00 | 100,000.00 | 0.00 | 100,000.00 | 100,000.00 | 100.00 | 0.00 | 0.00 | |

MINISTERIO DE HACIENDA
DIRECCION GENERAL DE PRESUPUESTO
EJECUCIÓN TRIMESTRAL DE LOS GASTOS Y APLICACIONES FINANCIERAS POR DESTINO DE FONDOS Y ESTRUCTURA PROGRAMATICA
CORRESPONDIENTE AL CUARTO TRIMESTRE DEL AÑO 2024

Código del Capítulo: **7222**

Denominación: **Junta de Distrito Municipal de Hato del Yaque**

| Destino de Fondos | Estructura Programática | | | | | SNIP | Clasificador del Gasto | | | | | Función | Fuente Financiamiento | Fuente Especifica | Organismo Financador | Presupuesto | | | Devengado | | | | Balance Disponible | % Balance Disponible |
|-------------------|---------------------------|----------|----------|----------------|---|------|------------------------|--------|--------|-----------|--|---------|-----------------------|-------------------|----------------------|------------------------|----------|----------------|------------|--------------------|--------------|--------------|--------------------|----------------------|
| | Partidas no Asig. a Prog. | Programa | Proyecto | Actividad/Obra | | | Tipo | Objeto | Cuenta | Subcuenta | Auxiliar | | | | | Denominación del Gasto | Original | Modificaciones | Vigente | Acumulado Anterior | Trimestre | A la Fecha | | |
| 1 | 2 | 3 | 4 | 5 | 6 | 7 | 8 | 9 | 10 | 11 | 12 | 13 | 14 | 15 | 16 | 17 | 18 | 19 = 17 +/- 18 | 20 | 21 | 22 = 20 + 21 | 23 = 22 ÷ 19 | 24 = 19 - 22 | 25 = 24 ÷ 19 |
| 2.2 | | 11 | 08 | 0053 | | 2 | 7 | 1 | | | OBRAS EN EDIFICACIONES | | | | | 100,000.00 | 0.00 | 100,000.00 | 0.00 | 100,000.00 | 100,000.00 | 100.00 | 0.00 | 0.00 |
| 2.2 | | 11 | 08 | 0053 | | 2 | 7 | 1 | 2 | 01 | Obras para edificación no residencial | 4305 | 20 | 1955 | 100 | 100,000.00 | 0.00 | 100,000.00 | 0.00 | 100,000.00 | 100,000.00 | 100.00 | 0.00 | 0.00 |
| 2.2 | | 11 | 08 | 0054 | | | | | | | APORTE PARA REPARACION IGLESIA ADVENTISTA HATO DEL YAQUE | | | | | 100,000.00 | 0.00 | 100,000.00 | 0.00 | 100,000.00 | 100,000.00 | 100.00 | 0.00 | 0.00 |
| 2.2 | | 11 | 08 | 0054 | | 2 | 7 | | | | OBRAS | | | | | 100,000.00 | 0.00 | 100,000.00 | 0.00 | 100,000.00 | 100,000.00 | 100.00 | 0.00 | 0.00 |
| 2.2 | | 11 | 08 | 0054 | | 2 | 7 | 1 | | | OBRAS EN EDIFICACIONES | | | | | 100,000.00 | 0.00 | 100,000.00 | 0.00 | 100,000.00 | 100,000.00 | 100.00 | 0.00 | 0.00 |
| 2.2 | | 11 | 08 | 0054 | | 2 | 7 | 1 | 2 | 01 | Obras para edificación no residencial | 4305 | 20 | 1955 | 100 | 100,000.00 | 0.00 | 100,000.00 | 0.00 | 100,000.00 | 100,000.00 | 100.00 | 0.00 | 0.00 |
| 2.2 | | 11 | 08 | 0055 | | | | | | | APORTE PARA LA CASA CLUB ASOCIACION DE MUJERES EN ACCION CON ANA VALENTINA | | | | | 100,000.00 | 0.00 | 100,000.00 | 100,000.00 | 0.00 | 100,000.00 | 100.00 | 0.00 | 0.00 |
| 2.2 | | 11 | 08 | 0055 | | 2 | 7 | | | | OBRAS | | | | | 100,000.00 | 0.00 | 100,000.00 | 100,000.00 | 0.00 | 100,000.00 | 100.00 | 0.00 | 0.00 |
| 2.2 | | 11 | 08 | 0055 | | 2 | 7 | 1 | | | OBRAS EN EDIFICACIONES | | | | | 100,000.00 | 0.00 | 100,000.00 | 100,000.00 | 0.00 | 100,000.00 | 100.00 | 0.00 | 0.00 |
| 2.2 | | 11 | 08 | 0055 | | 2 | 7 | 1 | 2 | 01 | Obras para edificación no residencial | 4102 | 20 | 1955 | 100 | 100,000.00 | 0.00 | 100,000.00 | 100,000.00 | 0.00 | 100,000.00 | 100.00 | 0.00 | 0.00 |
| 2.2 | | 11 | 08 | 0056 | | | | | | | APORTE PARA LA CASA CLUB JUNTA DE VECINOS UNIDOS EN LA FE | | | | | 100,000.00 | 0.00 | 100,000.00 | 0.00 | 100,000.00 | 100,000.00 | 100.00 | 0.00 | 0.00 |
| 2.2 | | 11 | 08 | 0056 | | 2 | 7 | | | | OBRAS | | | | | 100,000.00 | 0.00 | 100,000.00 | 0.00 | 100,000.00 | 100,000.00 | 100.00 | 0.00 | 0.00 |
| 2.2 | | 11 | 08 | 0056 | | 2 | 7 | 1 | | | OBRAS EN EDIFICACIONES | | | | | 100,000.00 | 0.00 | 100,000.00 | 0.00 | 100,000.00 | 100,000.00 | 100.00 | 0.00 | 0.00 |
| 2.2 | | 11 | 08 | 0056 | | 2 | 7 | 1 | 2 | 01 | Obras para edificación no residencial | 4102 | 20 | 1955 | 100 | 100,000.00 | 0.00 | 100,000.00 | 0.00 | 100,000.00 | 100,000.00 | 100.00 | 0.00 | 0.00 |
| 2.2 | | 11 | 08 | 0057 | | | | | | | APORTE PARA LA CASA CLUB JUNTA DE VECINOS ABRIENDO CAMINO-JUVAC | | | | | 100,000.00 | 0.00 | 100,000.00 | 100,000.00 | 0.00 | 100,000.00 | 100.00 | 0.00 | 0.00 |
| 2.2 | | 11 | 08 | 0057 | | 2 | 7 | | | | OBRAS | | | | | 100,000.00 | 0.00 | 100,000.00 | 100,000.00 | 0.00 | 100,000.00 | 100.00 | 0.00 | 0.00 |
| 2.2 | | 11 | 08 | 0057 | | 2 | 7 | 1 | | | OBRAS EN EDIFICACIONES | | | | | 100,000.00 | 0.00 | 100,000.00 | 100,000.00 | 0.00 | 100,000.00 | 100.00 | 0.00 | 0.00 |
| 2.2 | | 11 | 08 | 0057 | | 2 | 7 | 1 | 2 | 01 | Obras para edificación no residencial | 4102 | 20 | 1955 | 100 | 100,000.00 | 0.00 | 100,000.00 | 100,000.00 | 0.00 | 100,000.00 | 100.00 | 0.00 | 0.00 |

MINISTERIO DE HACIENDA
DIRECCION GENERAL DE PRESUPUESTO
EJECUCIÓN TRIMESTRAL DE LOS GASTOS Y APLICACIONES FINANCIERAS POR DESTINO DE FONDOS Y ESTRUCTURA PROGRAMATICA
CORRESPONDIENTE AL CUARTO TRIMESTRE DEL AÑO 2024

Código del Capítulo: **7222**

Denominación: **Junta de Distrito Municipal de Hato del Yaque**

| Destino de Fondos | Estructura Programática | | | | | SNIP | Clasificador del Gasto | | | | | Función | Fuente Financiamiento | Fuente Especifica | Organismo Financador | Presupuesto | | | Devengado | | | | Balance Disponible | % Balance Disponible |
|-------------------|---------------------------|----------|----------|----------------|---|------|------------------------|--------|--------|-----------|--|---------|-----------------------|-------------------|----------------------|------------------------|------------|----------------|------------|--------------------|--------------|--------------|--------------------|----------------------|
| | Partidas no Asig. a Prog. | Programa | Proyecto | Actividad/Obra | | | Tipo | Objeto | Cuenta | Subcuenta | Auxiliar | | | | | Denominación del Gasto | Original | Modificaciones | Vigente | Acumulado Anterior | Trimestre | A la Fecha | | |
| 1 | 2 | 3 | 4 | 5 | 6 | 7 | 8 | 9 | 10 | 11 | 12 | 13 | 14 | 15 | 16 | 17 | 18 | 19 = 17 +/- 18 | 20 | 21 | 22 = 20 + 21 | 23 = 22 ÷ 19 | 24 = 19 - 22 | 25 = 24 ÷ 19 |
| 2.2 | | 11 | 08 | 0058 | | | | | | | APORTE PARA LA CASA CLUB ACCION Y PROGRESO | | | | | 100,000.00 | 0.00 | 100,000.00 | 100,000.00 | 0.00 | 100,000.00 | 100.00 | 0.00 | 0.00 |
| 2.2 | | 11 | 08 | 0058 | | 2 | 7 | | | | OBRAS | | | | | 100,000.00 | 0.00 | 100,000.00 | 100,000.00 | 0.00 | 100,000.00 | 100.00 | 0.00 | 0.00 |
| 2.2 | | 11 | 08 | 0058 | | 2 | 7 | 1 | | | OBRAS EN EDIFICACIONES | | | | | 100,000.00 | 0.00 | 100,000.00 | 100,000.00 | 0.00 | 100,000.00 | 100.00 | 0.00 | 0.00 |
| 2.2 | | 11 | 08 | 0058 | | 2 | 7 | 1 | 2 | 01 | Obras para edificación no residencial | 4102 | 20 | 1955 | 100 | 100,000.00 | 0.00 | 100,000.00 | 100,000.00 | 0.00 | 100,000.00 | 100.00 | 0.00 | 0.00 |
| 2.2 | | 11 | 08 | 0059 | | | | | | | APORTE PARA LA REPARACION DEL LOCAL DE LA DEFENSA CIVIL HATO DEL YAQUE | | | | | 100,000.00 | 0.00 | 100,000.00 | 0.00 | 100,000.00 | 100,000.00 | 100.00 | 0.00 | 0.00 |
| 2.2 | | 11 | 08 | 0059 | | 2 | 7 | | | | OBRAS | | | | | 100,000.00 | 0.00 | 100,000.00 | 0.00 | 100,000.00 | 100,000.00 | 100.00 | 0.00 | 0.00 |
| 2.2 | | 11 | 08 | 0059 | | 2 | 7 | 1 | | | OBRAS EN EDIFICACIONES | | | | | 100,000.00 | 0.00 | 100,000.00 | 0.00 | 100,000.00 | 100,000.00 | 100.00 | 0.00 | 0.00 |
| 2.2 | | 11 | 08 | 0059 | | 2 | 7 | 1 | 2 | 01 | Obras para edificación no residencial | 4102 | 20 | 1955 | 100 | 100,000.00 | 0.00 | 100,000.00 | 0.00 | 100,000.00 | 100,000.00 | 100.00 | 0.00 | 0.00 |
| 2.2 | | 11 | 08 | 0060 | | | | | | | APORTE A LA JUNTA DE VECINO LOS CERRITOS | | | | | 100,000.00 | 0.00 | 100,000.00 | 0.00 | 0.00 | 0.00 | 0.00 | 100,000.00 | 100.00 |
| 2.2 | | 11 | 08 | 0060 | | 2 | 7 | | | | OBRAS | | | | | 100,000.00 | 0.00 | 100,000.00 | 0.00 | 0.00 | 0.00 | 0.00 | 100,000.00 | 100.00 |
| 2.2 | | 11 | 08 | 0060 | | 2 | 7 | 1 | | | OBRAS EN EDIFICACIONES | | | | | 100,000.00 | 0.00 | 100,000.00 | 0.00 | 0.00 | 0.00 | 0.00 | 100,000.00 | 100.00 |
| 2.2 | | 11 | 08 | 0060 | | 2 | 7 | 1 | 2 | 01 | Obras para edificación no residencial | 4102 | 20 | 1955 | 100 | 100,000.00 | 0.00 | 100,000.00 | 0.00 | 0.00 | 0.00 | 0.00 | 100,000.00 | 100.00 |
| 2.2 | | 11 | 08 | 0061 | | | | | | | APORTE A LA JUNTA DE VECINO ACCION SOLIDARIA NUEVO AMANECER | | | | | 100,000.00 | 0.00 | 100,000.00 | 0.00 | 100,000.00 | 100,000.00 | 100.00 | 0.00 | 0.00 |
| 2.2 | | 11 | 08 | 0061 | | 2 | 7 | | | | OBRAS | | | | | 100,000.00 | 0.00 | 100,000.00 | 0.00 | 100,000.00 | 100,000.00 | 100.00 | 0.00 | 0.00 |
| 2.2 | | 11 | 08 | 0061 | | 2 | 7 | 1 | | | OBRAS EN EDIFICACIONES | | | | | 100,000.00 | 0.00 | 100,000.00 | 0.00 | 100,000.00 | 100,000.00 | 100.00 | 0.00 | 0.00 |
| 2.2 | | 11 | 08 | 0061 | | 2 | 7 | 1 | 2 | 01 | Obras para edificación no residencial | 4102 | 20 | 1955 | 100 | 100,000.00 | 0.00 | 100,000.00 | 0.00 | 100,000.00 | 100,000.00 | 100.00 | 0.00 | 0.00 |
| 2.2 | | 11 | 14 | | | | | | | | Reparación Edificaciones Municipales | | | | | 300,000.00 | 238,665.00 | 538,665.00 | 200,000.00 | 338,665.00 | 538,665.00 | 100.00 | 0.00 | 0.00 |
| 2.2 | | 11 | 14 | 0051 | | | | | | | REMOZAMIENTO PALACIO MUNICIPAL | | | | | 300,000.00 | 238,665.00 | 538,665.00 | 200,000.00 | 338,665.00 | 538,665.00 | 100.00 | 0.00 | 0.00 |

MINISTERIO DE HACIENDA
DIRECCION GENERAL DE PRESUPUESTO
EJECUCIÓN TRIMESTRAL DE LOS GASTOS Y APLICACIONES FINANCIERAS POR DESTINO DE FONDOS Y ESTRUCTURA PROGRAMATICA
CORRESPONDIENTE AL CUARTO TRIMESTRE DEL AÑO 2024

Código del Capítulo: **7222**

Denominación: **Junta de Distrito Municipal de Hato del Yaque**

| Destino de Fondos | Estructura Programática | | | | | SNIP | Clasificador del Gasto | | | | | Función | Fuente Financiamiento | Fuente Específica | Organismo Financiacior | Presupuesto | | | Devengado | | | | Balance Disponible | % Balance Disponible |
|-------------------|---------------------------|----------|----------|----------------|------|------|------------------------|--------|-----------|--|------------------------|---------|-----------------------|-------------------|------------------------|---------------|----------------|--------------|--------------------|--------------|------------|------------------------|--------------------|----------------------|
| | Partidas no Asig. a Prog. | Programa | Proyecto | Actividad/Obra | Tipo | | Objeto | Cuenta | Subcuenta | Auxiliar | Denominación del Gasto | | | | | Original | Modificaciones | Vigente | Acumulado Anterior | Trimestre | A la Fecha | % Devengado a la Fecha | | |
| | | | | | | | | | | | | | | | | | | | | | | | | |
| 2.2 | | 11 | 14 | 0051 | 2 | 7 | | | | OBRAS | | | | 300,000.00 | 238,665.00 | 538,665.00 | 200,000.00 | 338,665.00 | 538,665.00 | 100.00 | 0.00 | 0.00 | | |
| 2.2 | | 11 | 14 | 0051 | 2 | 7 | 1 | | | OBRAS EN EDIFICACIONES | | | | 300,000.00 | 238,665.00 | 538,665.00 | 200,000.00 | 338,665.00 | 538,665.00 | 100.00 | 0.00 | 0.00 | | |
| 2.2 | | 11 | 14 | 0051 | 2 | 7 | 1 | 2 | 01 | Obras para edificación no residencial | 1101 | 20 | 1955 | 100 | 300,000.00 | 238,665.00 | 538,665.00 | 200,000.00 | 338,665.00 | 538,665.00 | 100.00 | 0.00 | 0.00 | |
| 2.2 | | 11 | 15 | | | | | | | Construcción en Cementerios | | | | 1,900,000.00 | 2,033,098.00 | 3,933,098.00 | 358,274.66 | 3,574,823.00 | 3,933,097.66 | 100.00 | 0.34 | 0.00 | | |
| 2.2 | | 11 | 15 | 0051 | | | | | | CONSTRUCCION DE 20 BOCA DE NICHOS EN CEMENTERIO NUEVO | | | | 500,000.00 | -66,902.00 | 433,098.00 | 358,274.66 | 74,823.00 | 433,097.66 | 100.00 | 0.34 | 0.00 | | |
| 2.2 | | 11 | 15 | 0051 | 2 | 7 | | | | OBRAS | | | | 500,000.00 | -66,902.00 | 433,098.00 | 358,274.66 | 74,823.00 | 433,097.66 | 100.00 | 0.34 | 0.00 | | |
| 2.2 | | 11 | 15 | 0051 | 2 | 7 | 2 | | | INFRAESTRUCTURA | | | | 500,000.00 | -66,902.00 | 433,098.00 | 358,274.66 | 74,823.00 | 433,097.66 | 100.00 | 0.34 | 0.00 | | |
| 2.2 | | 11 | 15 | 0051 | 2 | 7 | 2 | 8 | 01 | Obras en cementerios | 3101 | 30 | 9998 | 102 | 500,000.00 | -66,902.00 | 433,098.00 | 358,274.66 | 74,823.00 | 433,097.66 | 100.00 | 0.34 | 0.00 | |
| 2.2 | | 11 | 15 | 0052 | | | | | | CONTRUCCION CASETA PARA BOTANICA Y FLORISTERIA EN EL CEMENTERIO VILLA FATIMA | | | | 1,400,000.00 | -1,400,000.00 | 0.00 | 0.00 | 0.00 | 0.00 | 0.00 | 0.00 | 0.00 | 100.00 | |
| 2.2 | | 11 | 15 | 0052 | 2 | 7 | | | | OBRAS | | | | 1,400,000.00 | -1,400,000.00 | 0.00 | 0.00 | 0.00 | 0.00 | 0.00 | 0.00 | 0.00 | 100.00 | |
| 2.2 | | 11 | 15 | 0052 | 2 | 7 | 2 | | | INFRAESTRUCTURA | | | | 1,400,000.00 | -1,400,000.00 | 0.00 | 0.00 | 0.00 | 0.00 | 0.00 | 0.00 | 0.00 | 100.00 | |
| 2.2 | | 11 | 15 | 0052 | 2 | 7 | 2 | 8 | 01 | Obras en cementerios | 3101 | 20 | 1955 | 100 | 1,400,000.00 | -1,400,000.00 | 0.00 | 0.00 | 0.00 | 0.00 | 0.00 | 0.00 | 0.00 | |
| 2.2 | | 11 | 15 | 0053 | | | | | | 2DA ETAPA CONSTRUCCION DE PASILLOS EN EL CEMENTERIO REMANZO PAZ | | | | 0.00 | 3,040,000.00 | 3,040,000.00 | 0.00 | 3,040,000.00 | 3,040,000.00 | 100.00 | 0.00 | 0.00 | | |
| 2.2 | | 11 | 15 | 0053 | 2 | 7 | | | | OBRAS | | | | 0.00 | 3,040,000.00 | 3,040,000.00 | 0.00 | 3,040,000.00 | 3,040,000.00 | 100.00 | 0.00 | 0.00 | | |
| 2.2 | | 11 | 15 | 0053 | 2 | 7 | 2 | | | INFRAESTRUCTURA | | | | 0.00 | 3,040,000.00 | 3,040,000.00 | 0.00 | 3,040,000.00 | 3,040,000.00 | 100.00 | 0.00 | 0.00 | | |
| 2.2 | | 11 | 15 | 0053 | 2 | 7 | 2 | 8 | 01 | Obras en cementerios | 3101 | 10 | 100 | 100 | 0.00 | 3,040,000.00 | 3,040,000.00 | 0.00 | 3,040,000.00 | 3,040,000.00 | 100.00 | 0.00 | 0.00 | |
| 2.2 | | 11 | 15 | 0054 | | | | | | CONSTRUCCION DE 20 BATERIAS DE NOCHOS EN CEMENTERIO REMANZO DE PAZ | | | | 0.00 | 460,000.00 | 460,000.00 | 0.00 | 460,000.00 | 460,000.00 | 100.00 | 0.00 | 0.00 | | |

MINISTERIO DE HACIENDA
DIRECCION GENERAL DE PRESUPUESTO
EJECUCIÓN TRIMESTRAL DE LOS GASTOS Y APLICACIONES FINANCIERAS POR DESTINO DE FONDOS Y ESTRUCTURA PROGRAMATICA
CORRESPONDIENTE AL CUARTO TRIMESTRE DEL AÑO 2024

Código del Capítulo: **7222**

Denominación: **Junta de Distrito Municipal de Hato del Yaque**

| Destino de Fondos | Estructura Programática | | | | | SNIP | Clasificador del Gasto | | | | | Función | Fuente Financiamiento | Fuente Especifica | Organismo Financador | Presupuesto | | | Devengado | | | | Balance Disponible | % Balance Disponible |
|-------------------|---------------------------|----------|----------|----------------|------|------|------------------------|--------|-----------|----------|---|---------|-----------------------|-------------------|----------------------|--------------|----------------|----------------|--------------------|--------------|--------------|------------------------|--------------------|----------------------|
| | Partidas no Asig. a Prog. | Programa | Proyecto | Actividad/Obra | Tipo | | Objeto | Cuenta | Subcuenta | Auxiliar | Denominación del Gasto | | | | | Original | Modificaciones | Vigente | Acumulado Anterior | Trimestre | A la Fecha | % Devengado a la Fecha | | |
| | | | | | | | | | | | | | | | | | | | | | | | | |
| 1 | 2 | 3 | 4 | 5 | 6 | 7 | 8 | 9 | 10 | 11 | 12 | 13 | 14 | 15 | 16 | 17 | 18 | 19 = 17 +/- 18 | 20 | 21 | 22 = 20 + 21 | 23 = 22 ÷ 19 | 24 = 19 - 22 | 25 = 24 ÷ 19 |
| 2.2 | | 11 | 15 | 0054 | | 2 | 7 | | | | OBRAS | | | | | 0.00 | 460,000.00 | 460,000.00 | 0.00 | 460,000.00 | 460,000.00 | 100.00 | 0.00 | 0.00 |
| 2.2 | | 11 | 15 | 0054 | | 2 | 7 | 2 | | | INFRAESTRUCTURA | | | | | 0.00 | 460,000.00 | 460,000.00 | 0.00 | 460,000.00 | 460,000.00 | 100.00 | 0.00 | 0.00 |
| 2.2 | | 11 | 15 | 0054 | | 2 | 7 | 2 | 8 | 01 | Obras en cementerios | 3101 | 10 | 100 | 100 | 0.00 | 460,000.00 | 460,000.00 | 0.00 | 460,000.00 | 460,000.00 | 100.00 | 0.00 | 0.00 |
| 2.2 | | 11 | 16 | | | | | | | | Reparación en Cementerios | | | | | 0.00 | 1,400,000.00 | 1,400,000.00 | 250,000.00 | 1,150,000.00 | 1,400,000.00 | 100.00 | 0.00 | 0.00 |
| 2.2 | | 11 | 16 | 0051 | | | | | | | REMOZAMIENTO DE LOS PASILLOS DEL CEMENTERIO REMANSO DE PAZ | | | | | 0.00 | 1,400,000.00 | 1,400,000.00 | 250,000.00 | 1,150,000.00 | 1,400,000.00 | 100.00 | 0.00 | 0.00 |
| 2.2 | | 11 | 16 | 0051 | | 2 | 7 | | | | OBRAS | | | | | 0.00 | 1,400,000.00 | 1,400,000.00 | 250,000.00 | 1,150,000.00 | 1,400,000.00 | 100.00 | 0.00 | 0.00 |
| 2.2 | | 11 | 16 | 0051 | | 2 | 7 | 2 | | | INFRAESTRUCTURA | | | | | 0.00 | 1,400,000.00 | 1,400,000.00 | 250,000.00 | 1,150,000.00 | 1,400,000.00 | 100.00 | 0.00 | 0.00 |
| 2.2 | | 11 | 16 | 0051 | | 2 | 7 | 2 | 8 | 01 | Obras en cementerios | 3101 | 20 | 1955 | 100 | 0.00 | 1,400,000.00 | 1,400,000.00 | 250,000.00 | 1,150,000.00 | 1,400,000.00 | 100.00 | 0.00 | 0.00 |
| 2.2 | | 11 | 20 | | | | | | | | Reparación de Viviendas | | | | | 1,000,000.00 | 0.00 | 1,000,000.00 | 827,270.00 | 172,730.00 | 1,000,000.00 | 100.00 | 0.00 | 0.00 |
| 2.2 | | 11 | 20 | 0051 | | | | | | | REPARACION DE VIVIENDAS EN DISTINTOS SECTORES DE HATO DEL YAQUE | | | | | 1,000,000.00 | 0.00 | 1,000,000.00 | 827,270.00 | 172,730.00 | 1,000,000.00 | 100.00 | 0.00 | 0.00 |
| 2.2 | | 11 | 20 | 0051 | | 2 | 7 | | | | OBRAS | | | | | 1,000,000.00 | 0.00 | 1,000,000.00 | 827,270.00 | 172,730.00 | 1,000,000.00 | 100.00 | 0.00 | 0.00 |
| 2.2 | | 11 | 20 | 0051 | | 2 | 7 | 1 | | | OBRAS EN EDIFICACIONES | | | | | 1,000,000.00 | 0.00 | 1,000,000.00 | 827,270.00 | 172,730.00 | 1,000,000.00 | 100.00 | 0.00 | 0.00 |
| 2.2 | | 11 | 20 | 0051 | | 2 | 7 | 1 | 1 | 01 | Obras para edificación residencial (viviendas) | 4101 | 20 | 1955 | 100 | 1,000,000.00 | 0.00 | 1,000,000.00 | 827,270.00 | 172,730.00 | 1,000,000.00 | 100.00 | 0.00 | 0.00 |

MINISTERIO DE HACIENDA
DIRECCION GENERAL DE PRESUPUESTO
EJECUCIÓN TRIMESTRAL DE LOS GASTOS Y APLICACIONES FINANCIERAS POR DESTINO DE FONDOS Y ESTRUCTURA PROGRAMATICA
CORRESPONDIENTE AL CUARTO TRIMESTRE DEL AÑO 2024

Código del Capítulo: **7222**

Denominación: **Junta de Distrito Municipal de Hato del Yaque**


| Destino de Fondos | Estructura Programática | | | | | SNIP | Clasificador del Gasto | | | | | Función | Fuente Financiamiento | Fuente Especifica | Organismo Financador | Presupuesto | | | Devengado | | | | Balance Disponible | % Balance Disponible |
|-------------------|---------------------------|----------|----------|----------------|---|------|------------------------|--------|--------|-----------|---|---------|-----------------------|-------------------|----------------------|------------------------|----------------------|---------------------|---------------------|---------------------|---------------------|--------------|--------------------|----------------------|
| | Partidas no Asig. a Prog. | Programa | Proyecto | Actividad/Obra | | | Tipo | Objeto | Cuenta | Subcuenta | Auxiliar | | | | | Denominación del Gasto | Original | Modificaciones | Vigente | Acumulado Anterior | Trimestre | A la Fecha | | |
| 1 | 2 | 3 | 4 | 5 | 6 | 7 | 8 | 9 | 10 | 11 | 12 | 13 | 14 | 15 | 16 | 17 | 18 | 19 = 17 +/- 18 | 20 | 21 | 22 = 20 + 21 | 23 = 22 ÷ 19 | 24 = 19 - 22 | 25 = 24 ÷ 19 |
| 3 | | | | | | | | | | | FINANCIAMIENTO | | | | | 8,000,000.00 | -1,370,000.00 | 6,630,000.00 | 3,868,095.15 | 1,900,533.49 | 5,768,628.64 | 87.01 | 861,371.36 | 12.99 |
| 3.1.4 | | | | | | | | | | | Para gastos en inversión (corto plazo) | | | | | 8,000,000.00 | -1,370,000.00 | 6,630,000.00 | 3,868,095.15 | 1,900,533.49 | 5,768,628.64 | 87.01 | 861,371.36 | 12.99 |


MINISTERIO DE HACIENDA
DIRECCION GENERAL DE PRESUPUESTO
EJECUCIÓN TRIMESTRAL DE LOS GASTOS Y APLICACIONES FINANCIERAS POR DESTINO DE FONDOS Y ESTRUCTURA PROGRAMATICA
CORRESPONDIENTE AL CUARTO TRIMESTRE DEL AÑO 2024


Código del Capítulo: **7222**

Denominación: **Junta de Distrito Municipal de Hato del Yaque**

| Destino de Fondos | Estructura Programática | | | | | | Clasificador del Gasto | | | | | Presupuesto | | | Devengado | | | | Balance Disponible | % Balance Disponible | | | | |
|-------------------|---------------------------|----------|----------|----------------|------|------|------------------------|--------|-----------|----------|--|-------------|-----------------------|-------------------|-----------------------|----------------------|---------------------|----------------------|----------------------|----------------------|----------------------|--------------|---------------------|------------------------|
| | Partidas no Asig. a Prog. | Programa | Proyecto | Actividad/Obra | SNIP | Tipo | Objeto | Cuenta | Subcuenta | Auxiliar | Denominación del Gasto | Función | Fuente Financiamiento | Fuente Especifica | Organismo Financiador | Original | Modificaciones | Vigente | | | Acumulado Anterior | Trimestre | A la Fecha | % Devengado a la Fecha |
| | | | | | | | | | | | | | | | | 17 | 18 | 19 = 17 - 4 - 18 | | | 20 | 21 | 22 = 20 + 21 | 23 = 22 - 19 |
| 3.1.4 | | | | | | 4 | | | | | CLASIFICADOR DE APLICACIONES FINANCIERAS | | | | 8,000,000.00 | -1,370,000.00 | 6,630,000.00 | 3,868,095.15 | 1,900,533.49 | 5,768,628.64 | 87.01 | 861,371.36 | 12.99 | |
| 3.1.4 | 96 | | | | | | | | | | Deuda Pública Y Otras Operaciones Financieras | | | | 8,000,000.00 | -1,370,000.00 | 6,630,000.00 | 3,868,095.15 | 1,900,533.49 | 5,768,628.64 | 87.01 | 861,371.36 | 12.99 | |
| 3.1.4 | 96 | | | 0001 | | 4 | 2 | | | | DISMINUCION DE PASIVOS | | | | 8,000,000.00 | -1,370,000.00 | 6,630,000.00 | 3,868,095.15 | 1,900,533.49 | 5,768,628.64 | 87.01 | 861,371.36 | 12.99 | |
| 3.1.4 | 96 | | | 0001 | | 4 | 2 | 1 | | | Disminucion de pasivos corrientes | | | | 8,000,000.00 | -1,370,000.00 | 6,630,000.00 | 3,868,095.15 | 1,900,533.49 | 5,768,628.64 | 87.01 | 861,371.36 | 12.99 | |
| 3.1.4 | 96 | | | 0001 | | 4 | 2 | 1 | 1 | 01 | Disminución de cuentas por pagar internas de corto plazo | 0 | 20 | 1955 | 100 | 8,000,000.00 | -1,370,000.00 | 6,630,000.00 | 3,868,095.15 | 1,900,533.49 | 5,768,628.64 | 87.01 | 861,371.36 | 12.99 |
| TOTAL RD\$ | | | | | | | | | | | | | | | | 75,852,896.00 | 3,580,000.00 | 79,352,896.00 | 51,838,502.12 | 24,956,659.14 | 76,795,161.26 | 96.78 | 2,557,734.74 | 3.22 |


Licda. Carmen Liz, MA
Preparado por


Lic. Joel Hernandez
Revisado por


Sr. Fermin Rojas Noesi
Aprobado por

